



Rollex

PRODUCT GUIDE



ELEVATE YOUR PROJECTS

SOFFIT
FASCIA
SIDING
ROOF EDGES
RAINWARE

QR codes are everywhere today. These modern-day barcodes let you quickly open a web page, download an app, send text messages, and more. All you have to do is scan them with your smartphone camera to get access to all this helpful information.

How to Scan a QR Code on an iPhone

To scan a QR code on your iPhone, all you have to do is open the Camera app and point your phone at the QR code. Make sure the QR code is inside the box on your screen and then tap the pop-up notification.

How to Scan a QR code on an Android Phone

If you're running Android 8 or later, you can scan a QR code by long-pressing the home button and selecting Lens. Then point your camera at the QR code, tap the magnifying glass icon, and tap the pop-up notification.



 SCAN ME

Our Full Line Product Guide is a QR CODE Away



1 OPEN CAMERA



2 SCAN QR CODE WITH CAMERA



3 CLICK ON NOTIFICATION WITH LINK



4 SUCCESS, SCROLL AWAY

SOMETIMES WHAT'S ON THE OUTSIDE DOES MATTER



Rollex has been a leader in the building products manufacturing sector for more than 70 years.



Recognized as a top innovator and manufacturer, the building industry trusts Rollex for a perfect mix of protection and attractive designs.



Homeowners and tradespeople alike depend on Rollex for durability and performance.

Contact us to learn more about our high-quality soffit, fascia, siding, rainware, and roof edges.







www.rollex.com • 800.251.3300 • Rollex Corporation, 800 Chase Avenue, Elk Grove Village, IL 60007



TABLE OF CONTENTS

SOFFIT & ACCESSORIES

System 3
Stealth Soffit
Tensile 44 / Double 6"
Fascia
Soffit Accessories

TRIM COIL & COLOR SELECT

Aluminum & Steel Trim Coil
Color Select Manufacturer
Color Match Guide

SIDING & ACCESSORIES

Starter Strips
Aurora Steel Siding
Aurora Steel Siding Accessories
Navigator Steel Siding
Navigator Siding Accessories
Horizon Vinyl Siding & Accessories
Aluminum Siding
Aluminum Siding Accessories

ROOFING ACCESSORIES

Overhanging Roof Drip Edge
Gutter Apron
Flat Shingles/Baby Tin
Step Flashing
Roll Valley
W Valley

FLASHING ACCESSORIES

Dormer & Reglet Flashings
Window Cap
Drip Cap
Brick Ledge & Deck Flashing
Fiber Cement Flashing

A1-A8

A1-A2
A2
A2-A3
A3-A5
A6-A8

B1-B6

B1-B3
B4-B6

C1-C12

C1
C2-C3
C3-C4
C5-C6
C6-C7
C8-C10
C11
C11-C12

D1-D9

D1-D2
D3
D3-D4
D4-D5
D5-D8
D9

E1-E3

E1
E1
E2
E2
E3

RAINWARE

Downspouts & Elbows
End Caps
Miters
Strip Miters & Pop Rivets
Pipe Bands
Outlet Tubes
K Slip Connectors
Screw on Gutter Hangers
Easy on Hangers
Steel Rainware

HELPFUL TOOLS

Color Selection Guide
Soffit Calculation Charts
Color Matrix
Calculating Ventilation
Frequently Asked Questions
Architectural Specifications
Aluminum Building Products Warranty
Aurora Steel Products Warranty
Navigator Steel Products Warranty

F1-F6

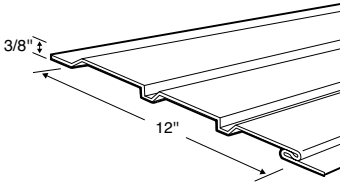
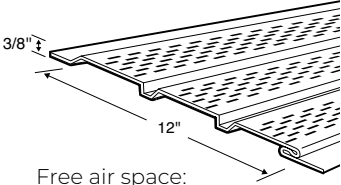
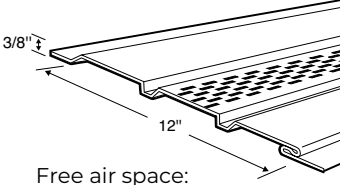
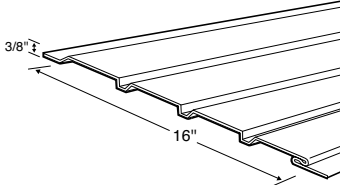
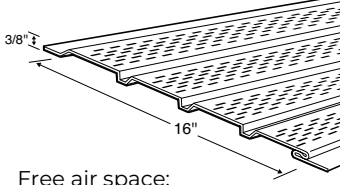
F1
F2
F2
F3
F3
F3
F4
F4
F4
F5-F6

G1-G17

G2-G3
G4
G5-G8
G9
G10
G11
G12-G13
G14-G15
G16-G17

SYSTEM 3

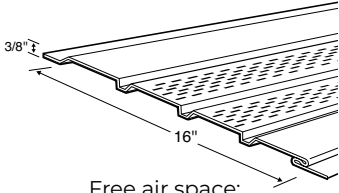
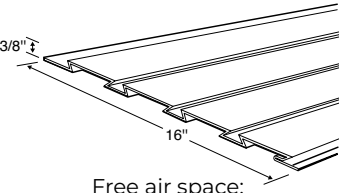
COLORS

12"	Aluminum	 <p>Stock #A-SYS312-System 3 12" Solid Soffit Panel .019" Gauge</p> <p>LENGTH: 12' 16 PCS./CTN. 1.92 SQS. CTN. 63 LBS./CTN. 30 CTN./PALLET</p>	ALL GENERAL COLORS
	Aluminum	 <p>Stock #A-SYS312L-System 3 12" Vented Soffit Panel .019" Gauge</p> <p>LENGTH: 12' 16 PCS./CTN. 1.92 SQS. CTN. 63 LBS./CTN. 30 CTN./PALLET</p> <p>Free air space: 9.72 sq. inches per lin. ft.</p>	
	Aluminum	 <p>Stock #A-SYS312CV-System 3 12" Center Vented Soffit Panel .019" Gauge</p> <p>LENGTH: 12' 16 PCS./CTN. 1.92 SQS. CTN. 63 LBS./CTN. 30 CTN./PALLET</p> <p>Free air space: 3.24 sq. inches per lin. ft.</p>	
16"	Aluminum	 <p>Stock #A-SYS316-System 3 16" Solid Soffit Panel .019" Gauge</p> <p>LENGTH: 12' 12 PCS./CTN. 1.92 SQS. CTN. 62 LBS./CTN. 30 CTN./PALLET</p>	
	Aluminum	 <p>Stock #A-SYS316L-System 3 16" Vented Soffit Panel .019" Gauge</p> <p>LENGTH: 12' 12 PCS./CTN. 1.92 SQS. CTN. 62 LBS./CTN. 30 CTN./PALLET</p> <p>Free air space: 12.96 sq. inches per lin. ft.</p>	

GENERAL COLORS: Almond, Black, Bright White/280, Bronze, Brown, Clay, Cobblestone, Cottage White, Deep Ocean, Fieldstone, Forest Green, Iron Gray, Mocha, Musket, Norwegian Wood, Snowmist, Stone, Summer Suede

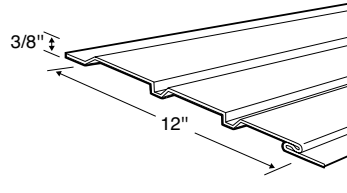
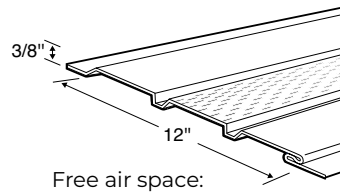
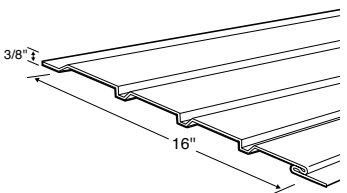
SYSTEM 3 / STEALTH

COLORS

16"	Aluminum	 <p>Free air space: 6.48 sq. inches per lin. ft.</p>	Stock #A-SYS316CV- System 3 16" Center Vented Soffit Panel .019" Gauge LENGTH: 12' 12 PCS./CTN. 1.92 SQS. CTN. 62 LBS./CTN. 30 CTN./PALLET	ALL GENERAL COLORS
	Aluminum	 <p>Free air space: 8 sq. inches per lin. ft.</p>	Stock #A-HV16- Stealth Soffit Smooth .019" Gauge LENGTH: 12' 10 PCS./CTN. 1.6 SQS. CTN. 66 LBS./CTN. 30 CTN./PALLET	

TENSILE 44

COLORS

12"	Aluminum		Stock #A-T- Tensile 12" Solid Soffit Panel .016" Gauge LENGTH: 12' 16 PCS./CTN. 1.92 SQS. CTN. 59 LBS./CTN. 30 CTN./PALLET	ALL GENERAL COLORS
	Aluminum	 <p>Free air space: 3.24 sq. inches per lin. ft.</p>	Stock #A-TCV- Tensile 12" Center Vented Soffit Panel .016" Gauge LENGTH: 12' 16 PCS./CTN. 1.92 SQS. CTN. 59 LBS./CTN. 30 CTN./PALLET	
16"	Aluminum		Stock #A-T16- Tensile 16" Solid Soffit Panel .016" Gauge LENGTH: 12' 12 PCS./CTN. 1.92 SQS. CTN. 58 LBS./CTN. 30 CTN./PALLET	

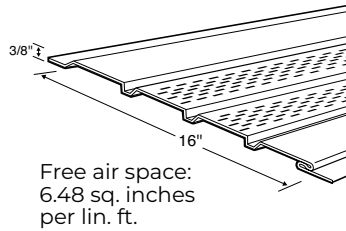
GENERAL COLORS: Almond, Black, Bright White/280, Bronze, Brown, Clay, Cobblestone, Cottage White, Deep Ocean, Fieldstone, Forest Green, Iron Gray, Mocha, Musket, Norwegian Wood, Snowmist, Stone, Summer Suede

TENSILE 44

COLORS

16"

Aluminum



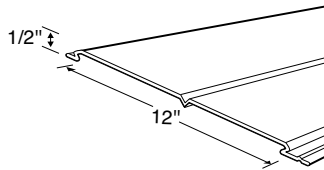
Stock #A-T16CV-
Tensile 16" Center
Vented Soffit Panel
.016" Gauge

LENGTH: 12'
12 PCS./CTN.
1.92 SQS. CTN.
58 LBS./CTN.
30 CTN./PALLET

ALL GENERAL COLORS

DOUBLE 6"

Aluminum



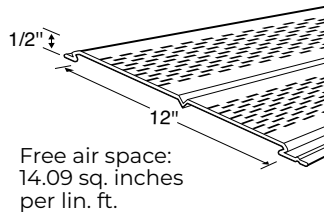
Stock #A-ASVP12-
Double 6"
Soffit Solid
.019" Gauge

LENGTH: 12'
16 PCS./CTN.
1.92 SQS. CTN.
60 LBS./CTN.
30 CTN./PALLET

ALL GENERAL COLORS

12"

Aluminum



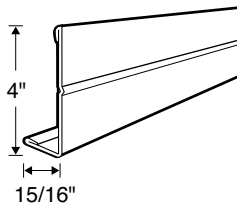
Stock #A-ALVP12-
Double 6"
Soffit Vented
.019" Gauge

LENGTH: 12'
16 PCS./CTN.
1.92 SQS. CTN.
60 LBS./CTN.
30 CTN./PALLET

FASCIA COVERS

4"

Aluminum



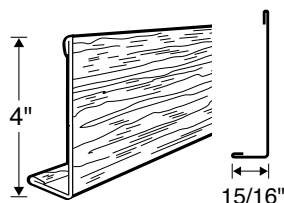
Stock #B-SL4-
& B-SL4WG-
Aluminum Fascia
.024" Gauge

Smooth & Woodgrain Finish

LENGTH: 12'
25 PCS./CTN.
300 FT./CTN.
46 LBS./CTN.
50 CTN./PALLET

ALL GENERAL COLORS

Steel



Stock #S-SSL4TP-
SL-4 Steel Fascia
Woodgrain Finish

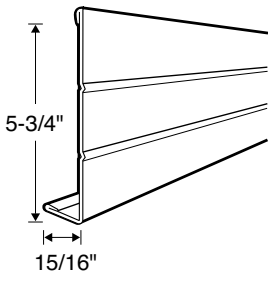
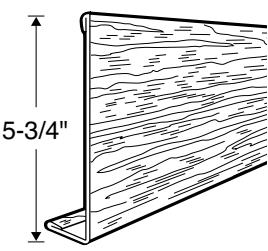
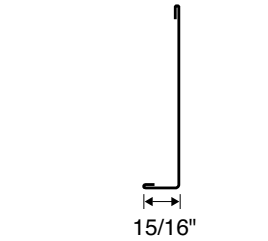

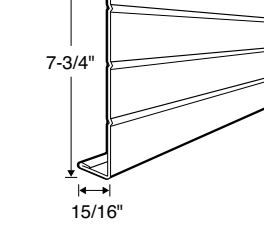
LENGTH: 12'
10 PCS./CTN.
120 FT./CTN.
39 LBS./CTN.
49 CTN./PALLET

Bronze
Brown
Clay
Cobblestone
Norwegian Wood
Snowmist

GENERAL COLORS: Almond, Black, Bright White/280, Bronze, Brown, Clay, Cobblestone, Cottage White, Deep Ocean, Fieldstone, Forest Green, Iron Gray, Mocha, Musket, Norwegian Wood, Snowmist, Stone, Summer Suede

FASCIA COVERS

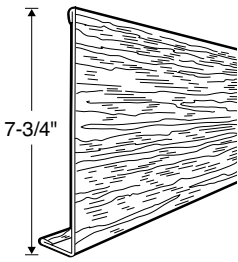
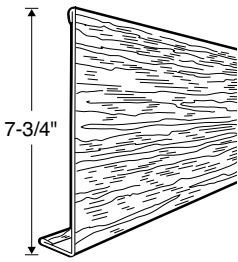
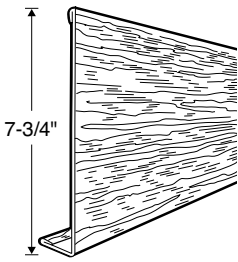
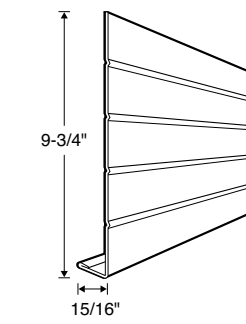
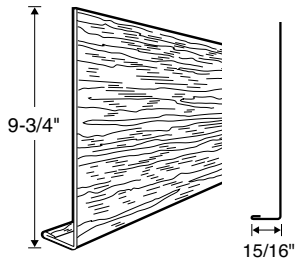
COLORS

6"	Aluminum		Stock #B-SL6- & B-SL6WG- Aluminum Fascia .024" Gauge Smooth & Woodgrain Finish LENGTH: 12' 25 PCS./CTN. 300 FT./CTN. 60 LBS./CTN. 50 CTN./PALLET	ALL GENERAL COLORS	
	Steel		Stock #S-SSL6TP-SL-6 Steel Fascia Woodgrain Finish LENGTH: 12' 10 PCS./CTN. 120 FT./CTN. 49 LBS./CTN. 49 CTN./PALLET	Black Bronze Brown Clay Cobblestone	Cottage White Forest Green Mocha Norwegian Wood Snowmist
	Steel		Stock #S-SSL6TK-SL-6 Steel Fascia Woodgrain Finish LENGTH: 12' 10 PCS./CTN. 120 FT./CTN. 49 LBS./CTN. 49 CTN./PALLET Matches Aurora Steel Siding Finish	Almond Barn Red Cypress Evening Grey Forest Green Grey Mist Norwegian Wood	Pacific Blue Pebble Sandcastle Seaport Blue Snowmist Sungold Walnut
	Steel		Stock #S-SSL6TM-SL-6 Steel Fascia Woodgrain Finish LENGTH: 12' 10 PCS./CTN. 120 FT./CTN. 49 LBS./CTN. 49 CTN./PALLET Matches Navigator SMP Steel Siding Finish	Antique Almond Boothbay Blue Bronze Chocolate Brown Clay Cobblestone Deep Ocean Ember Gray	Granite Gray Iron Gray Mountain Sage Norwegian Wood Royal Brown Snowmist Timber Willow
8"	Aluminum		Stock #B-SL8- & B-SL8WG- Aluminum Fascia .024" Gauge Smooth & Woodgrain Finish LENGTH: 12' 25 PCS./CTN. 300 FT./CTN. 74 LBS./CTN. 50 CTN./PALLET	ALL GENERAL COLORS	

GENERAL COLORS: Almond, Black, Bright White/280, Bronze, Brown, Clay, Cobblestone, Cottage White, Deep Ocean, Fieldstone, Forest Green, Iron Gray, Mocha, Musket, Norwegian Wood, Snowmist, Stone, Summer Suede

FASCIA COVERS

COLORS

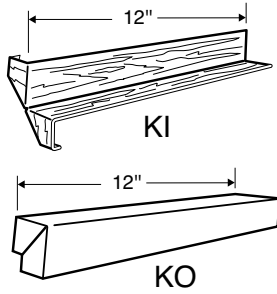
8"	Steel		Stock #S-SSL8TP-SL-8 Steel Fascia Woodgrain Finish LENGTH: 12' 10 PCS./CTN. 120 FT./CTN. 62 LBS./CTN. 36 CTN./PALLET	Black Bronze Brown Clay Cobblestone	Mocha Norwegian Wood Snowmist
	Steel		Stock #S-SSL8TK-SL-8 Steel Fascia Woodgrain Finish LENGTH: 12' 10 PCS./CTN. 120 FT./CTN. 62 LBS./CTN. 36 CTN./PALLET Matches Aurora Steel Siding Finish	Almond Barn Red Cypress Evening Grey Forest Green Grey Mist Norwegian Wood	Pacific Blue Pebble Sandcastle Seaport Blue Snowmist Sungold Walnut
	Steel		Stock #S-SSL8TM-SL-8 Steel Fascia Woodgrain Finish LENGTH: 12' 10 PCS./CTN. 120 FT./CTN. 62 LBS./CTN. 36 CTN./PALLET Matches Navigator SMP Steel Siding Finish	Antique Almond Boothbay Blue Bronze Chocolate Brown Clay Cobble Stone Deep Ocean Ember Gray	Granite Gray Iron Gray Mountain Sage Norwegian Wood Royal Brown Snowmist Timber Willow
10"	Aluminum		Stock #B-SL10-, B-SL10WG-Aluminum Fascia .024" Gauge Smooth & Woodgrain Finish LENGTH: 12' 25 PCS./CTN. 300 FT./CTN. 91 LBS./CTN. 24 CTN./PALLET	ALL GENERAL COLORS	
	Steel		Stock #S-SSL10TP-SL-10 Steel Fascia Woodgrain Finish LENGTH: 12' 10 PCS./CTN. 120 FT./CTN. 73 LBS./CTN. 24 CTN./PALLET	Snowmist	

Aluminum Almond fascia does not match Aurora Almond color.
Please order S-SSL6TK or S-SSL8TK when matching Aurora finish.

SOFFIT ACCESSORIES

COLORS

Aluminum

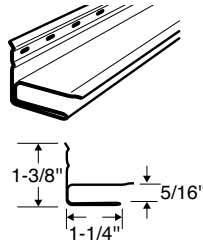


**Stock #D-KI-/
D-KO-D-KIWG-/D-KOWG-**
**Inside & Outside
Corners for
1X Fascia**
Smooth & Woodgrain Finish

10 PCS./CTN.
1 LBS./CTN.

ALL GENERAL COLORS

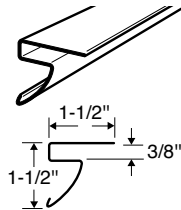
Aluminum



**Stock #C-S-
F Channel
Soffit Starter**

LENGTH: 12'
20 PCS./CTN.
240 FT./CTN.
27 LBS./CTN.
54 CTN./PALLET

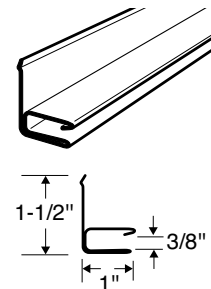
Aluminum



**Stock #C-C-
Cove Molding
Soffit Starter**

LENGTH: 12'
20 PCS./CTN.
240 FT./CTN.
24 LBS./CTN.
24 CTN./PALLET

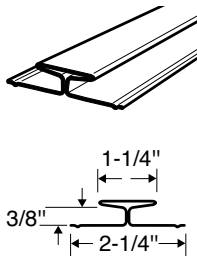
Aluminum



**Stock #C-RS-
Reversible
F Channel
Soffit Starter**

LENGTH: 12'
20 PCS./CTN.
240 FT./CTN.
25 LBS./CTN.
50 CTN./PALLET

Aluminum



**Stock #D-MD-
Miter Divider**

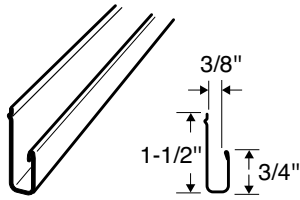
LENGTH: 12'
10 PCS./CTN.
120 FT./CTN.
15 LBS./CTN.
66 CTN./PALLET

GENERAL COLORS: Almond, Black, Bright White/280, Bronze, Brown, Clay, Cobblestone, Cottage White, Deep Ocean, Fieldstone, Forest Green, Iron Gray, Mocha, Musket, Norwegian Wood, Snowmist, Stone, Summer Suede

SOFFIT ACCESSORIES

COLORS

Aluminum

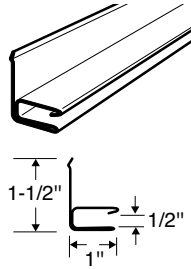


Stock #C-E-Utility Trim & J Channel Soffit Starter Strip

LENGTH: 12'
25 PCS./CTN.
300 FT./CTN.
19 LBS./CTN.
66 CTN./PALLET

ALL GENERAL COLORS

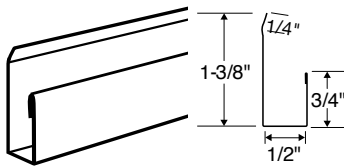
Aluminum



Stock #C-AFR119 1/2" F-Channel for Double 6" Soffit

LENGTH: 12'
25 PCS./CTN.
300 FT./CTN.
38 LBS./CTN.

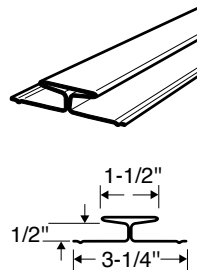
Aluminum



Stock #C-AWFJ12 1/2" J-Channel for Double 6" Soffit

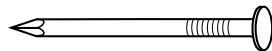
LENGTH: 12'
25 PCS./CTN.
300 FT./CTN.
19 LBS./CTN.

Aluminum



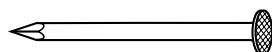
Stock #D-RDCR19 1/2" Miter Divider

LENGTH: 10'
10 PCS./CTN.
100 FT./CTN.
16 LBS./CTN.



Stock #D-NAILS-Aluminum 1-1/4" Trim Nails

(MINIMUM ORDER
4 BOXES OR 1 LB.)



Stock #S-STNAIL-Stainless Steel 1-1/4" Painted

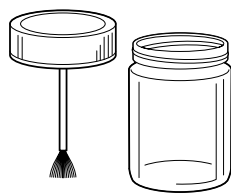
TEXTURED HEAD / PLAIN SHANK
1 LB. BOX
All steel and aluminum colors

GENERAL COLORS: Almond, Black, Bright White/280, Bronze, Brown, Clay, Cobblestone, Cottage White, Deep Ocean, Fieldstone, Forest Green, Iron Gray, Mocha, Musket, Norwegian Wood, Snowmist, Stone, Summer Suede

SOFFIT ACCESSORIES

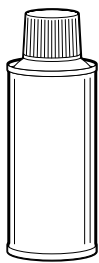
COLORS

ALL GENERAL COLORS



Stock #D-JAR-Touch-up
Paint in Jar

1 OZ. JAR









Stock #D-CAN-Spray Touch-up
Paint

GENERAL COLORS: Almond, Black, Bright White/280, Bronze, Brown, Clay, Cobblestone, Cottage White, Deep Ocean, Fieldstone, Forest Green, Iron Gray, Mocha, Musket, Norwegian Wood, Snowmist, Stone, Summer Suede

TRIM COIL

COLORS

24"	Aluminum		Stock #F-24x50- Aluminum Trim Coil .019" Gauge Coated Two Sides Painted Color over Snowmist 24" X 50' 1 COIL/CTN. 25 LBS./CTN. 32 COILS/PALLET Stock #F-24REV280- Color painted over 280 white	Almond Black Bright White/280 Bronze Brown Clay Cobblestone Cottage White Deep Ocean	Fieldstone Forest Green Iron Gray Mocha Musket Brown Norwegian Wood Snowmist Stone Summer Suede
	Aluminum		Stock #P-24x50P- PVC Aluminum Trim Coil Striated Finish 24" X 50' 1 COIL/CTN. 27 LBS./CTN. 32 COILS/PALLET		
	Aluminum		Stock #F-24x50T- Aluminum Woodgrain Trim Coil Woodgrain Finish 24" X 50' 1 COIL/CTN. 25 LBS./CTN. 32 COILS/PALLET	ALL GENERAL COLORS	
	Aluminum		Stock #F-2424TC*- Aluminum Trim Coil .024" Gauge Smooth Finish 1 COIL/CTN. 24" X 50' 34 LBS./CTN. 32 COILS/PALLET	Bright White/280 over Bright White/280 Bronze over Snowmist Brown over Clay Black over Brown	*Not Available in PVC
	Aluminum		Stock #F-24x50- Navigator Aluminum Trim Coil Smooth Finish 24" X 50' 1 COIL/CTN. 25 LBS./CTN. 32 COILS/PALLET	Antique Almond Boothbay Blue Bronze Chocolate Brown Clay Cobble Stone Deep Ocean Ember Gray	Granite Gray Iron Gray Mountain Sage Norwegian Wood Royal Brown Snowmist Timber Willow
	Aluminum		Stock #F-24TUF Tuff-Kote .019" Gauge Texturized Scratch Resistant Finish 24" X 50' 1 COIL/CTN. 25 LBS./CTN.	Almond Black Bright White/280 Bronze Brown Clay	Forest Green Mocha Musket Brown Norwegian Wood Snowmist Stone *Painted over Snowmist

Do not apply trim coil in direct contact with treated lumber.

GENERAL COLORS: Almond, Black, Bright White/280, Bronze, Brown, Clay, Cobblestone, Cottage White, Deep Ocean, Fieldstone, Forest Green, Iron Gray, Mocha, Musket, Norwegian Wood, Snowmist, Stone, Summer Suede

TRIM COIL

COLORS

18"

Steel



Stock #S-S18TCK-18" Aurora Steel Trim Coil
Smooth Finish

18" X 50'
56 LBS./CTN.
16 COILS/PALLET

Almond	Pacific Blue
Barn Red	Pebble
Cypress	Sandcastle
Evening Grey	Seaport Blue
Forest Green	Snowmist
Grey Mist	Sungold
Norwegian Wood	Walnut

Steel



Stock #S-STCTP-14-5/8" PVC Steel Trim Coil
Woodgrain Finish

14-5/8" X 50'
50 LBS./CTN.
16 COILS/PALLET

Bronze
Brown
Cobblestone
Norwegian Wood
Snowmist

14-5/8"

Steel



Stock #S-STCTK-14-5/8" Aurora Steel Trim Coil
Woodgrain Finish

14-5/8" X 50'
50 LBS./CTN.
16 COILS/PALLET

Almond	Pacific Blue
Barn Red	Pebble
Cypress	Sandcastle
Evening Grey	Seaport Blue
Forest Green	Snowmist
Grey Mist	Sungold
Norwegian Wood	Walnut

Steel



Stock #S-STCTM-14-5/8" Navigator Steel Trim Coil
Woodgrain Finish





14-5/8" X 50'
50 LBS./CTN.
16 COILS/PALLET

Antique Almond	Granite Gray
Boothbay Blue	Iron Gray
Bronze	Mountain Sage
Chocolate Brown	Norwegian Wood
Clay	Royal Brown
Cobble Stone	Snowmist
Deep Ocean	Timber
Ember Gray	Willow

Do not apply trim coil in direct contact with treated lumber.

TRIM COIL

COLORS

14"	Aluminum		Stock #F-14x50- Aluminum Trim Coil Coated Two Sides Painted Color over Snowmist Smooth Finish 14" X 50' 1 COIL/CTN. 15 LBS./CTN. 48 COILS/PALLET	Almond Bright White/280 Bronze Brown Clay Deep Ocean Forest Green	Iron Gray Mocha Norwegian Wood Snowmist Stone
	Aluminum		Stock #F-14x50T- Aluminum Trim Coil Coated two sides Woodgrain Finish 14" X 50' 1 COIL/CTN. 15 LBS./CTN. 48 COILS/PALLET		
10-7/16"	Steel		Stock #S-S10TCP- 10-7/16" PVC Steel Trim Coil Woodgrain Finish 10-7/16" X 50' 33 LBS./CTN. 48 COILS/PALLET	Bronze Cobblestone Cottage White Norwegian Wood Snowmist	
	Steel		Stock #S-S10TCM- 10-7/16" Navigator Steel Trim Coil Woodgrain Finish 10-7/16" X 50' 33 LBS./CTN. 48 COILS/PALLET	Antique Almond Boothbay Blue Bronze Chocolate Brown Clay Cobble Stone Deep Ocean Ember Gray	Granite Gray Iron Gray Mountain Sage Norwegian Wood Royal Brown Snowmist Timber Willow

Do not apply trim coil in direct contact with treated lumber.



Aluminum Trim Coil

Wrap Your Projects Beautifully

Formulated to meet the demands of field forming, Color Select aluminum trim coil installs crisp and flat. It's rugged yet flexible finish protects against cracking, chipping and flaking while offering exceptional scratch resistance. With Color Select, your projects are protected from the harshest elements for a lifetime of virtually maintenance free beauty.

- Offered in wide range of colors to match popular siding manufacturers like Certainteed, Royal, Crane, James Hardie, Stylecrest and More!

Check The Website

To view the latest Color Select colors please visit:

www.colorselectcoil.com

MANUFACTURER COLOR MATCH SELECTION GUIDE

Certainteed	Smooth	PVC
Arbor Blend	108	
Autumn Red	414	R53
Brownstone	135	
Buckskin	254	V17
Castle Stone	105	N77
Cedar Blend	133	
Charcoal Gray	C11	C10
Cypress	255	N55
Desert Tan	745	827
Driftwood Blend	132	
Espresso	122	C20
Flagstone	331	V31
Forest	441	
Frontier Blend	110	
Granite Gray	61	N82
Hearthstone	332	V32
Heritage Cream	683	N83
Herringbone	478	N84
Light Maple	073	P15
Melrose		C18
Midnight Blue	137	
Mountain Cedar	101	
Musket Brown	309	909
Natural Blend	130	
Natural Clay	714	805
Olive Grove	D29	C42
Oxford Blue	717	817
Pacific Blue	319	319
Rustic Blend	134	827
Sable Brown	169	869
Sandstone Beige <i>PF</i>	050	850
Savannah Wicker <i>PF</i>	685	N85
Seagrass	TCS	VCS
Silver Ash	161	
Slate	123	15
Smokey Gray	919	A24
Spruce	330	V30
Sterling Gray	361	897
Tuxedo	125	A25
Weathered Blend	102	
Weathered Wood	122	
Wedgewood Blue	120	
White Colonial <i>PF</i>	280	878

Exterior Portfolio	Smooth	PVC
Aspen White <i>PF</i>	280	878
Bone <i>PF</i>	902	902
Canyon	445	445
Carbon	447	447
Clay	E05	E06
Country Beige	509	809
Cypress	255	R22
Driftwood	D14	C30

Exterior Portfolio	Smooth	PVC
Espresso	C21	C20
Graphite	22	22
Greystone	61	61
Honey Oak	254	N54
Indigo	443	443
Lighthouse Red	C19	C18
Metropolitan Gray	C11	C10
Mocha	161	928
Musket	309	909
Nantucket	C17	C16
Oceanside	449	449
Olive	D11	C27
Pearl	47	47
Peppercorn	D08	C24
Polaris	D07	C23
Regatta	C15	C14
Rye	C13	C12
Saddle	073	R50
Slate	907	907
Smokey Ash	D09	C25
Spruce	441	441
Stone Harbor	707	
Wheat	B8	89

James Hardie	Smooth	PVC
Arctic White	904	904
Boothbay Blue	910	
Cobblestone <i>PF</i>	902	902
Countryside Red	R30	
Deep Ocean	708	
Evening Blue	907	907
Gray Slate	977	
Iron Gray	919	
Khaki Brown	903	
Light Mist	361	
Monterey Taupe	362	
Navajo Beige	905	827
Night Gray	707	
Pearl Gray	921	
Rich Espresso	005	
Timber Bark	969	
Woodstock Brown	900	

KP	Smooth	PVC
Almond	713	N32
Barn Red		N92
Bisque	054	827
Cameo	47	
Canvas	177	981
Canyon Red	692	
Castlemore	T41	V41
Classic Linen	789	904
Clay	D24	

KP <small>(cont)</small>	Smooth	PVC
Cobblestone Wicker		VSA
Graphite	C11	C10
Heritage Gray	056	856
Java Brown	309	
Khaki	714	805
Ocean	680	N80
Putty	TAD	VAD
Sage	255	R22
Sandstone	THO	858
Slate	476	B51
Suede	689	
Tan	D23	
White <i>PF</i>	280	878

Mastic	Smooth	PVC
Almond	745	C36
Aspen Grey		857
Black <i>PF</i>	200	4
Brandy Wood	169	
Cameo	47	47
Charcoal Gray <i>PF</i>	D26	
Cinnabar	474	R53
Classic Cream	38	38
Dark Bronze <i>PF</i>	249	15
Deep Cavern	447	447
Deep Granite	409	
Desert Sand <i>PF</i>	902	902
Everest	717	817
Evergreen	45	806
Harbor Grey	682	N82
Iron	D08	C24
Jefferson Tan <i>PF</i>	067	N95
Linen		VUU
Misty Shadow	22	22
Montana Suede	445	445
Musket Brown	250	909
Natural Cedar		R52
Natural Slate	907	907
Newport Bay	C15	C14
Pebblestone Clay <i>PF</i>	752	N95
Portsmouth Blue	680	N80
Quiet Willow	411	V62
Royal Brown <i>PF</i>	202	889
Rugged Canyon <i>PF</i>	60	60
Sandtone	750	R50
Scottish Thistle	TCS	VCS
Silver Grey	056	856
Victorian Gray <i>PF</i>	055	855
Vintage Dublin		441
White <i>PF</i>	280	878
Wicker	TSA	981
Wicker	TSA	981

MANUFACTURER COLOR MATCH SELECTION GUIDE

ProVia	Smooth	PVC
Alabaster	713	827
Antique White	789	N84
Aspen	442	442
Canyon	689	60
Chateau	750	852
Clay	714	N95
Cream		851
Everest	TCS	Vcs
Granite	409	N77
Gray	056	855
Linen <i>PF</i>	034	904
Nautica	767	R67
Pewter	476	B51
Premium Blue	E01	E02
Pueblo	445	
Sandalwood	509	999
Sea Slate	907	907
Timberline	22	22
White <i>PF</i>	280	878

ProVia Millwork	Smooth	PVC
Chateau	750	852
Clay	169	
Coal Black <i>PF</i>	200	4
Forest Green	45	
Geneva Blue	767	R67
Primrose Yellow	632	
Snowmist	904	904
Sterling Gray <i>PF</i>	055	855
Tudor Brown <i>PF</i>	202	889

Royal	Smooth	PVC
Blue Gray	E01	E02
Brownstone	714	N95
Cocoa	444	444
Cypress	255	R22
Flagstone	D12	C28
Granite	22	22
Harvard Slate	174	874
Heather	D40	D40
Heritage Blue	D33	C46
Ironstone	447	447
Linen <i>PF</i>	034	
Marine Blue	443	443
Midnight Surf	907	907
Musket Brown	309	909
Natural Cedar	E05	E06
Pebble Clay	E05	E06
Redwood	C19	C18
Rockslide	C11	C10

Royal (cont)	Smooth	PVC
Sand	066	978
Shamrock		441
Silver Mist	C17	C16
Soft Maple	TCK	N98
Sterling	D14	C30
Storm	449	449
Toasted Almond	445	445
Tree Moss	442	442
Urban Bronze	D06	C22
Vintage Cream	D13	C29
Walnut	689	60
Weathered Gray	448	448
Wedgewood	D31	C44
White <i>PF</i>	280	878
Wicker	E03	E04

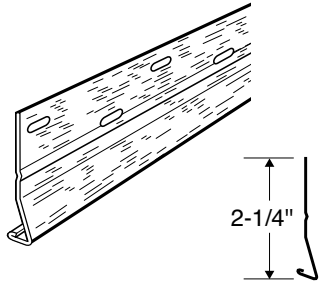
Stylecrest	Smooth	PVC
Artisan Clay <i>PF</i>	752	R52
Basket Beige	TSA	VSA
Blue Ridge		471
Canyon Brown	169	869
Coffee Bean		474
Classic Sand <i>PF</i>	050	879
Concord Green		812
Graphite Grey	174	874
Gray Flannel	T41	V41
Hampton Blue	680	N80
Harbor Stone <i>PF</i>	055	855
Heritage Red	692	N92
Java	689	N75
Keystone	374	V74
Meadow	722	R22
Mountain Pine		441
Musket Brown	309	909
Nutmeg	769	R69
Onyx		472
Pebble Clay <i>PF</i>	067	
Providence Yellow		N35
Seagrass	411	V62
Slate Blue	629	N29
Soft Willow	062	865
Summer Wheat	155	930
Sunny Maize	632	N32
Topaz		V17
Twilight	767	R67
Warm Sandalwood	509	809
White Birch	280	878
Woodland	473	

Variform	Smooth	PVC
Autumn Beige		978
Briarwood <i>PF</i>	60	
Classic Cream	38	38
Dover White <i>PF</i>	280	878
Flint	476	B51
Georgian Gray	056	856
Hearthstone		C08
Heritage Linen		VUU
Irish Thistle	TCS	VCS
Iron	D08	C24
Island Pearl <i>PF</i>	050	850
Musket Brown	309	909
Natural Almond	745	879
Northern Oak	689	
Old Dublin		441
Rich Mocha <i>PF</i>	902	902
Sagebrook	411	V62
Sandtone	750	R50
Sandy Tan	TSA	981
Savannah Blue		B50
Sedona Red <i>PF</i>	315	315
Silver Mist	478	P91
Stone Mountain Clay	714	805
Teak	445	445
Twilight Shadow	22	

Vytec	Smooth	PVC
Buttercream	683	851
Canyon Ridge		R69
Carolina Blue		N29
Castle Stone		874
Classic Gray	056	856
Forest		441
Grasslands	255	
Harbour	907	907
Lakeshore Blue	767	R67
Maplewood	155	
Natural Sand	045	981
Redwood	692	R53
Rustic Clay	714	805
Rustic Oak	169	869
Sand Drift	745	VAD
Sierra Brown	054	827
Smokestone		22
Smokey Stone	331	
Spring Meadow	722	R22
Tundra Moss	TCS	VCS
Twilight Gray	476	B51
White <i>PF</i>	280	878

SIDING STARTER STRIPS/NAILS

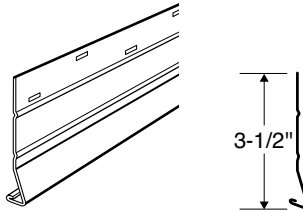
Steel



Stock #S-STEELSSV-Steel Starter Strip
Striated Finish

LENGTH: 10'
25 PCS./CTN.
250 FT./CTN.
43 LBS./CTN.
24 CTN./PALLET

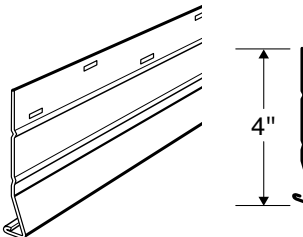
Steel



Stock #S-STEELSS3-3" Steel Starter Strip
Striated Finish

LENGTH: 10'
25 PCS./CTN.
250 FT./CTN.
54 LBS./CTN.
24 CTN./PALLET

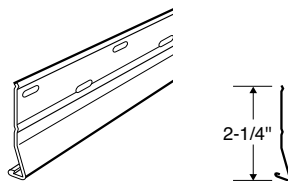
Steel



Stock #S-STEELSS4-4" Steel Starter Strip
Striated Finish

LENGTH: 10'
25 PCS./CTN.
250 FT./CTN.
67 LBS./CTN.
24 CTN./PALLET


Aluminum



Stock #E-SSV-Aluminum Universal Starter Strip
For Aluminum and Vinyl Siding

LENGTH: 10'
50 PCS./CTN.
500 FT./CTN.
35 LBS./CTN.
36 CTN./PALLET

Steel



Stock #S-STNAIL-Stainless Steel 1-1/4" Painted

TEXTURED HEAD / PLAIN SHANK
1 LB. BOX

Almond	Heather
Black	Mocha
Bright White/280	Musket Brown
Bronze	Norwegian Wood
Brown	Sage
Clay	Sandcastle
Cobblestone	Sea Breeze
Cottage White	Snowmist
Evening Grey	Stone
Fieldstone	Summer Suede
Forest Green	

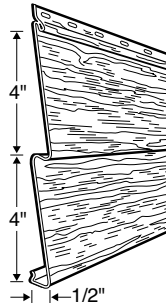
NO COLOR CHOICES AVAILABLE ON STARTER STRIPS.

AURORA STEEL SIDING

COLORS

D4

Steel



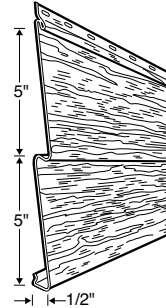
**Stock #S-SD4HTK-
Double 4"
Aurora Steel Siding**

28 Gauge
Woodgrain Finish

LENGTH: 12'6"
1 SQS./CTN.
12 PCS./CTN.
97 LBS./CTN.
36 CTN./PALLET

D5

Steel



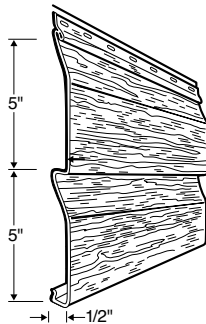
**Stock #S-SD5HTK-
Double 5"
Aurora Steel Siding**

28 Gauge
Woodgrain Finish

LENGTH: 12'
1 SQS./CTN.
10 PCS./CTN.
90 LBS./CTN.
36 CTN./PALLET

**D5
DL**

Steel



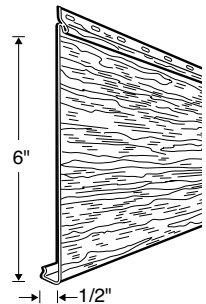
**Stock #S-SD5DLHTK-
Double 5" Dutchlap
Aurora Steel Siding**

28 Gauge
Woodgrain Finish

LENGTH: 12'
1 SQS./CTN.
10 PCS./CTN.
90 LBS./CTN.
36 CTN./PALLET

6"

Steel



**Stock #S-S6HTK-
6" Non-Insulated
Aurora Steel Siding**

28 Gauge
Woodgrain Finish

LENGTH: 12' 6"
1 SQS./CTN.
16 PCS./CTN.
105 LBS./CTN.
20 CTN./PALLET

Almond
Barn Red
Cypress
Evening Grey
Forest Green
Grey Mist
Norwegian Wood
Pacific Blue
Pebble
Sandcastle
Seaport Blue
Snowmist
Sungold
Walnut

AURORA STEEL SIDING

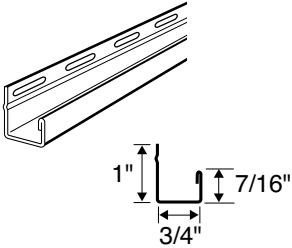
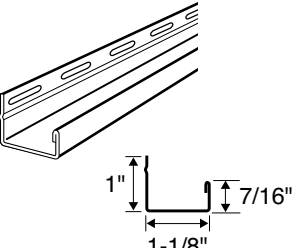
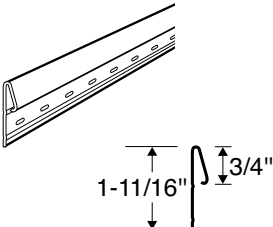
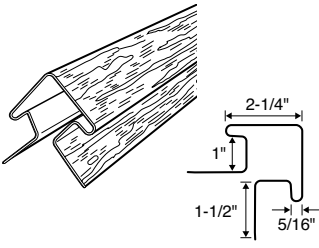
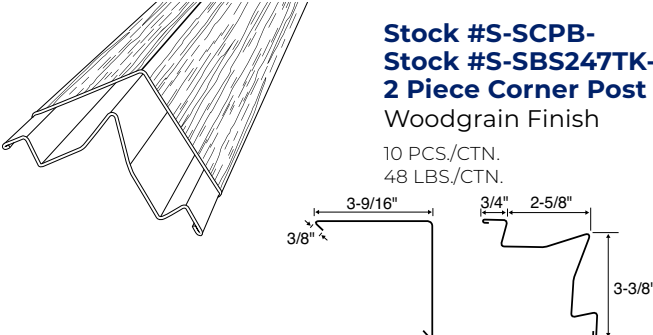
COLORS

8"	Steel		<p>Stock #S-S8HTK-8" Non-Insulated Aurora Siding 28 Gauge, Woodgrain Finish</p> <p>LENGTH: 12'6" 1 SQS./CTN. 12 PCS./CTN. 96 LBS./CTN. 36 CTN./PALLET</p>	<p>Almond Barn Red Cypress Evening Grey Forest Green Grey Mist Norwegian Wood Pacific Blue Pebble Sandcastle Seaport Blue Snowmist Sungold Walnut</p>
12"	Steel		<p>Stock #S-SVTHK-12" Vertical Board & Batten Aurora Siding 28 Gauge, Woodgrain Finish</p> <p>LENGTH: 10' 1 SQS./CTN. 10 PCS./CTN. 88 LBS./CTN. 21 CTN./PALLET</p>	

AURORA SIDING ACCESSORIES

10-5/8"	Steel		<p>Stock #S-SKIDK-10-5/8" Aurora Steel Siding Coil</p> <p>EACH COIL MINIMUM WEIGHT 630 LBS. (.053 LBS./FT.) AVERAGE WEIGHT OF 700 LBS 1180'/ROLL 1 COIL/SKID</p>	<p>Almond Barn Red Cypress Evening Grey Forest Green Grey Mist Norwegian Wood Pacific Blue Pebble Sandcastle Seaport Blue Snowmist Sungold Walnut</p>
13-1/4"	Steel		<p>Stock #S-SKIDXK-13-1/4" Aurora Steel Siding Coil</p> <p>EACH COIL MINIMUM WEIGHT 630 LBS. (.7 LBS./FT.) AVERAGE WEIGHT OF 700 LBS 900'/ROLL 1 COIL/SKID</p>	

AURORA SIDING ACCESSORIES COLORS

Steel	 <p>Stock #S-SE12K-3/4" J Channel LENGTH: 12' 25 PCS./CTN. 300 FT./CTN. 45 LBS./CTN. 40 CTN./PALLET</p>	Almond Barn Red Cypress Evening Grey Forest Green Grey Mist Norwegian Wood Pacific Blue Pebble Sandcastle Seaport Blue Snowmist Sungold Walnut
Steel	 <p>Stock #S-SE18K-1-1/8" J Channel LENGTH: 12' 25 PCS./CTN. 300 FT./CTN. 54 LBS./CTN. 40 CTN./PALLET</p>	
Steel	 <p>Stock #S-SUSMK-Undersill Trim LENGTH: 12' 25 PCS./CTN. 300 FT./CTN. 44 LBS./CTN. 55 CTN./PALLET</p>	
Steel	 <p>Stock #S-SOCPITK-1" Outside Corner Post 28 Gauge, Woodgrain Finish LENGTH: 10' 10 PCS./CTN. 100 FT./CTN. 71 LBS./CTN. 21 CTN./PALLET</p>	
Steel	 <p>Stock #S-SCPB-Stock #S-SBS247TK-2 Piece Corner Post & Base Woodgrain Finish 10 PCS./CTN. 48 LBS./CTN.</p>	

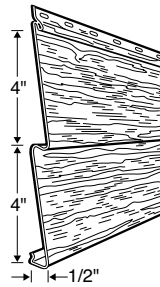
* Touch up pens also available (D-PENK)

NAVIGATOR STEEL SIDING

COLORS

D4

Steel



Stock #S-SD4HTM-Double 4" Navigator Steel Siding

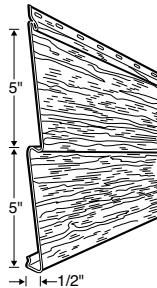
28 Gauge
Woodgrain Finish

LENGTH: 12'6"
1 SQS./CTN.
12 PCS./CTN.
97 LBS./CTN.
36 CTN./PALLET

Antique Almond
Boothbay Blue
Bronze
Chocolate Brown
Clay
Cobble Stone
Deep Ocean
Ember Gray
Granite Gray
Iron Gray
Mountain Sage
Norwegian Wood
Royal Brown
Snowmist
Timber
Willow

D5

Steel

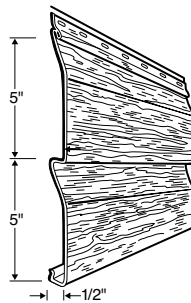


Stock #S-SD5HTM-Double 5" Navigator Steel Siding

28 Gauge
Woodgrain Finish

LENGTH: 12'
1 SQS./CTN.
10 PCS./CTN.
90 LBS./CTN.
36 CTN./PALLET

Steel



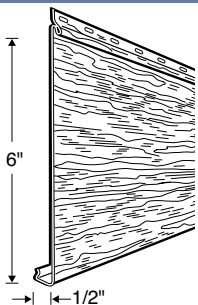
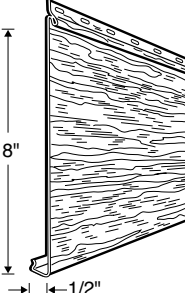
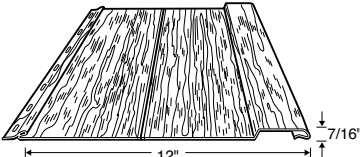
Stock #S-SD5DLHTM-Double 5" Dutchlap Navigator Steel Siding

28 Gauge
Woodgrain Finish

LENGTH: 12'
1 SQS./CTN.
10 PCS./CTN.
90 LBS./CTN.
36 CTN./PALLET

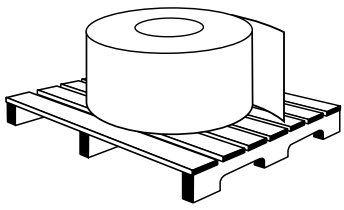
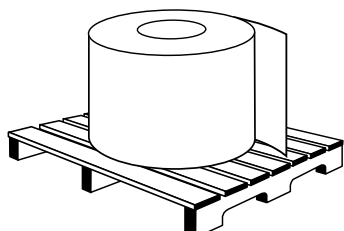
NAVIGATOR STEEL SIDING

COLORS

6"	Steel		Stock #S-S6HTM-6" Non-Insulated Navigator Steel Siding 28 Gauge Woodgrain Finish LENGTH: 12' 6" 1 SQS./CTN. 16 PCS./CTN. 105 LBS./CTN. 20 CTN./PALLET	Antique Almond Boothbay Blue Bronze Chocolate Brown Clay Cobble Stone Deep Ocean Ember Gray Granite Gray Iron Gray Mountain Sage Norwegian Wood Royal Brown Snowmist Timber Willow
8"	Steel		Stock #S-S8HTM-8" Non-Insulated Navigator Siding 28 Gauge, Woodgrain Finish LENGTH: 12' 6" 1 SQS./CTN. 12 PCS./CTN. 96 LBS./CTN. 36 CTN./PALLET	
12"	Steel		Stock #S-SVTM-12" Vertical Board & Batten Navigator Siding 28 Gauge, Woodgrain Finish LENGTH: 10' 1 SQS./CTN. 10 PCS./CTN. 88 LBS./CTN. 21 CTN./PALLET	

NAVIGATOR SIDING ACCESSORIES

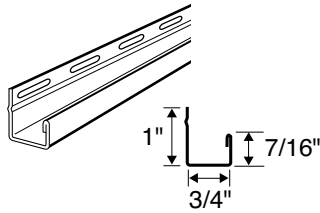
COLORS

10-5/8"	Steel		Stock #S-SKIDM-10-5/8" Navigator Steel Siding Coil EACH COIL MINIMUM WEIGHT 630 LBS. (.053 LBS./FT.) AVERAGE WEIGHT OF 700 LBS 1180'/ROLL 1 COIL/SKID	Antique Almond Boothbay Blue Bronze Chocolate Brown Clay Cobble Stone Deep Ocean Ember Gray Granite Gray Iron Gray Mountain Sage Norwegian Wood Royal Brown Snowmist Timber Willow
13-1/4"	Steel		Stock #S-SKIDXM-13-1/4" Navigator Steel Siding Coil EACH COIL MINIMUM WEIGHT 630 LBS. (.7 LBS./FT.) AVERAGE WEIGHT OF 700 LBS 900'/ROLL 1 COIL/SKID	

NAVIGATOR SIDING ACCESSORIES

COLORS

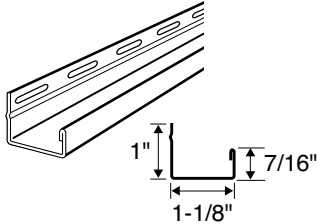
Steel



Stock #S-SE12M-3/4" J Channel

LENGTH: 12'
25 PCS./CTN.
300 FT./CTN.
45 LBS./CTN.
40 CTN./PALLET

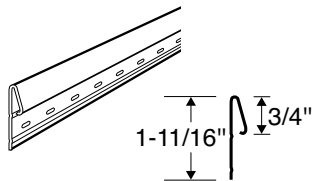
Steel



Stock #S-SE18M-1-1/8" J Channel

LENGTH: 12'
25 PCS./CTN.
300 FT./CTN.
54 LBS./CTN.
40 CTN./PALLET

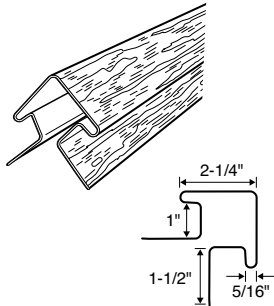
Steel



Stock #S-SUSMM-Undersill Trim

LENGTH: 12'
25 PCS./CTN.
300 FT./CTN.
44 LBS./CTN.
55 CTN./PALLET

Steel

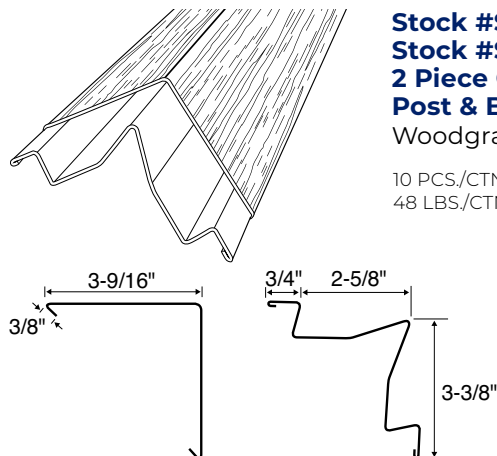


Stock #S-SOCPITM-1" Outside Corner Post

28 Gauge,
Woodgrain Finish

LENGTH: 10'
10 PCS./CTN.
100 FT./CTN.
71 LBS./CTN.
21 CTN./PALLET

Steel



Stock #S-SCPB-Stock #S-SBS247TM-2 Piece Corner Post & Base

Woodgrain Finish

10 PCS./CTN.
48 LBS./CTN.

Antique Almond
Boothbay Blue
Bronze
Chocolate Brown
Clay
Cobble Stone
Deep Ocean
Ember Gray
Granite Gray
Iron Gray
Mountain Sage
Norwegian Wood
Royal Brown
Snowmist
Timber
Willow

* Touch up pens also available (**D-PENM**)

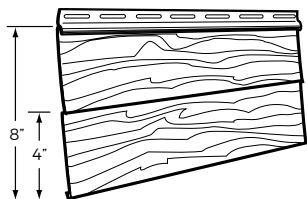
HORIZON VINYL SIDING

COLORS

.042"

D4"

Vinyl



**Stock #VJ-V042D4
Horizon Forty Two
Double 4 inch
Vinyl Siding**

.042" Thickness

LENGTH: 12'-6"

24 PCS./CTN.

2 SQS. CTN.

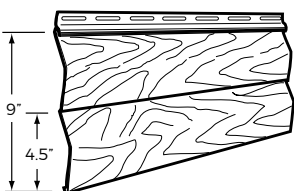
92.55 LBS./CTN.

Clay
Cobblestone
Country Beige
Cypress
Keystone
Norwegian Wood
Stone

Storm Gray
Timber Blend
Twilight
White 280

**D
4.5"**

Vinyl



**Stock #VJ-V042D45DL
Horizon Forty Two
Double 4.5 inch Dutchlap
Vinyl Siding**

.042" Thickness

LENGTH: 12'-1"

22 PCS./CTN.

2 SQS. CTN.

89.05 LBS./CTN.

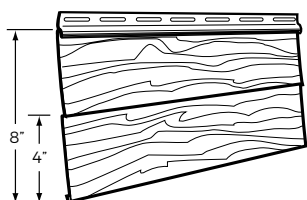
Clay
Cobblestone
Country Beige
Cypress
Keystone
Norwegian Wood
Stone

Storm Gray
Timber Blend
Twilight
White 280

.044"

D4"

Vinyl



**Stock #VJ-V044D4
Horizon Forty Four
Double 4 inch
Vinyl Siding**

.044" Thickness

LENGTH: 12'-6"

24 PCS./CTN.

2 SQS. CTN.

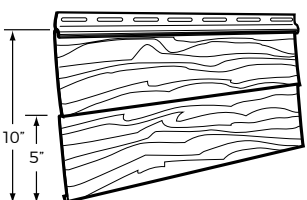
95.65 LBS./CTN.

Bronze
Clay
Cobblestone
Country Beige
Cypress
Hampton Blue
Keystone
Norwegian Wood

Richmond Red
Stone
Storm Gray
Timber Blend
Twilight
White 280

D5"

Vinyl



**Stock #VJ-V044D5
Horizon Forty Four
Double 5 inch
Vinyl Siding**

.044" Thickness

LENGTH: 12'-0"

20 PCS./CTN.

2 SQS. CTN.

91.17 LBS./CTN.

Clay
Cobblestone
Country Beige
Keystone
Norwegian Wood

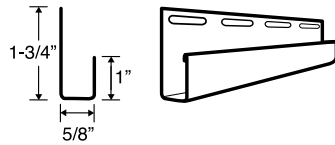
Stone
Twilight
White 280

*Horizon Vinyl Siding differs in color and finish from discontinued Rollex Vinyl Siding and will not provide an exact match.

VINYL ACCESSORIES

COLORS

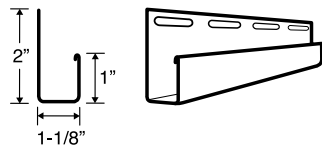
Vinyl



Stock #VE-V5/8J 5/8" J-Channel w/1" Face

LENGTH: 12' - 6"
40 PCS./CTN.
500 LINEAR FT.
47.21 LBS./CTN.

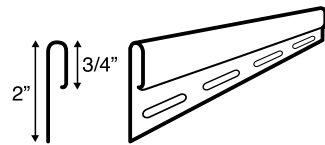
Vinyl



Stock #VE-V11/8J 1-1/8" J-Channel w/1" Face

LENGTH: 12' - 6"
24 PCS./CTN.
300 LINEAR FT.
40.18 LBS./CTN.

Vinyl



Stock #VE-VUSM Finish Trim

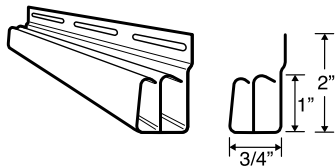
LENGTH: 12' - 6"
40 PCS./CTN.
500 LINEAR FT.
40.72 LBS./CTN.

Bronze
Stone
Cobblestone
Norwegian Wood
Clay
Storm Gray
Cypress
280 White
Keystone
Country Beige
Hampton Blue
Timber Blend
Richmond Red
Twilight

VINYL ACCESSORIES

COLORS

Vinyl

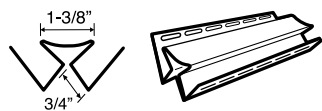


**Stock #VE-VDUSM
Double Utility
Trim**

LENGTH: 12' - 6"
25 PCS./CTN.
312.5 LINEAR FT.
54.66 LBS./CTN.

Bronze
Stone
Cobblestone
Norwegian Wood
Clay
Storm Gray
Cypress
280 White
Keystone
Country Beige
Hampton Blue
Timber Blend
Richmond Red
Twilight

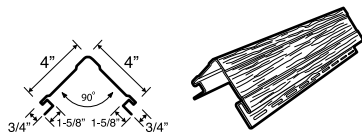
Vinyl



**Stock #VE-VICP
Inside Corner Post
w/1-3/8" Face;
3/4" Receiver**

LENGTH: 10' - 0"
10 PCS./CTN.
100 LINEAR FT.
21.20 LBS./CTN.

Vinyl

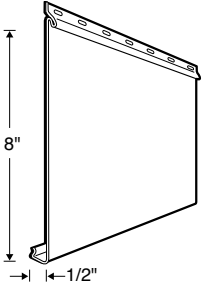
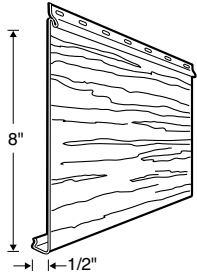


**Stock #VE-V4OCP
4" outside Corner Post
w/3/4" Receiver**

LENGTH: 12' - 0"
10 PCS./CTN.
120 LINEAR FT.
53.09 LBS./CTN.

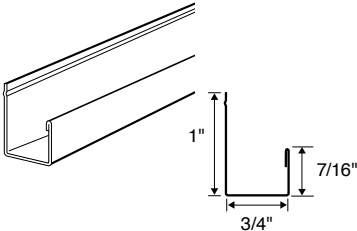
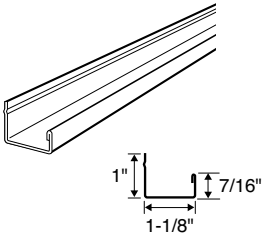
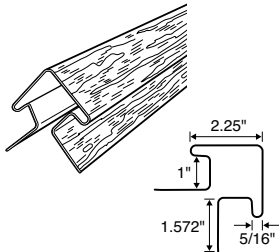
ALUMINUM SIDING

COLORS

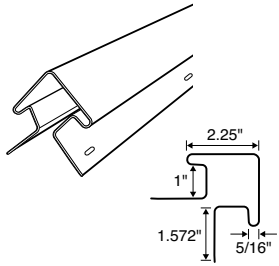
8"	Aluminum		Stock #J-8HS019 8" Non-Insulated Siding .019" Gauge, Smooth Finish LENGTH: 12'6" 2 SQS./CTN. 24 PCS./CTN. 64 LBS./CTN. 24 CTN./PALLET	Snowmist
	Aluminum		Stock #J-8HT 8" Non-Insulated Siding .019" Gauge Woodgrain Finish LENGTH: 12'6" 2 SQS./CTN. 24 PCS./CTN. 64 LBS./CTN. 24 CTN./PALLET	

ALUMINUM SIDING ACCESSORIES

COLORS

Aluminum	Aluminum		Stock #E-E12 3/4" J Channel LENGTH: 12' 25 PCS./CTN. 300 FT./CTN. 16 LBS./CTN. 36 CTN./PALLET	Snowmist
	Aluminum		Stock #E-E18-1-1/8 1-1/8" J Channel LENGTH: 12' 25 PCS./CTN. 300 FT./CTN. 21 LBS./CTN. 36 CTN./PALLET	
	Aluminum		Stock #E-OCP1T 1" Outside Corner Post Woodgrain Finish LENGTH: 10' 10 PCS./CTN. 100 FT./CTN. 24 LBS./CTN.	

Aluminum

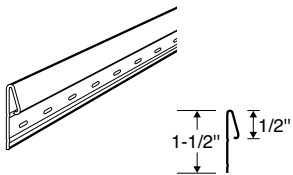


Stock #E-OCPI
1" Outside
Corner Post
Smooth Finish

LENGTH: 10'
10 PCS./CTN.
100 FT./CTN.
24 LBS./CTN.

Snowmist

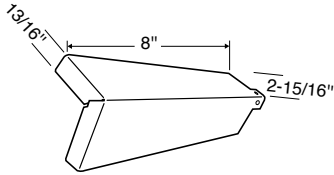
Aluminum



Stock #E-USM-
Undersill Molding

LENGTH: 12'
25 PCS./CTN.
300 FT./CTN.
18 LBS./CTN.
40 CTN./PALLET

Aluminum



Stock #E-IC-
Individual Outside Corner
Smooth Finish

Stock E-ICT-
Woodgrain Finish

100 PCS./CTN.
8 LBS./CTN.
40 CTN./PALLET
FULL 8" COVEFRAGE
9/16" BUTT

OVERHANGING DRIP EDGE

COLORS

1-3/4"	Aluminum	Stock #D-ODE-Overhanging Drip Edge 1-3/4" .019" Gauge LENGTH: 12' 25 PCS./CTN. 300 FT./CTN. 37 LBS./CTN. 42 CTN./PALLET	ALL GENERAL COLORS	
	Aluminum	Stock #D-ODET4410-, #D-ODET4412-Tensile 44 Overhanging Drip Edge .016" Gauge D-ODET4410 LENGTH: 10' 50 PCS./CTN. 500 FT./CTN. 56 LBS./CTN. 42 CTN./PALLET	D-ODET4412 LENGTH: 12' 25 PCS./CTN. 300 FT./CTN. 34 LBS./CTN. 42 CTN./PALLET	Almond Bronze Brown Clay Deep Ocean Iron Gray Norwegian Wood Snowmist
	Steel	Stock #S-SRDE-Steel Overhanging Drip Edge 1-3/4" Acrylic Finish LENGTH: 10' 25 PCS./CTN. 250 FT./CTN. 73 LBS./CTN. 20 CTN./PALLET	Almond Black Bronze Brown Clay Cobblestone	Cottage White Forest Green Mocha Norwegian Wood Snowmist
1-1/2"	Steel	Stock #S-SRDE1.5-Steel Overhanging Drip Edge 1-1/2" Acrylic Finish 28 Gauge LENGTH: 10' 25 PCS./CTN. 250 FT./CTN. 60 LBS./CTN. 20 CTN./PALLET	Black Bronze Brown Clay Cobblestone Cottage White	Forest Green Musket Mocha Norwegian Wood Snowmist
	Aluminum	Stock #D-ODE112-Overhanging Drip Edge 1-1/2" .019" Gauge LENGTH: 10' 50 PCS./CTN. 55 LBS./CTN. 20 CTN./PALLET	ALL GENERAL COLORS	
		Stock #1.5ODET4412- .016" Gauge LENGTH: 12' 25 PCS./CTN. 30 LBS./CTN. 20 CTN./PALLET	Almond Bronze Brown	Clay Norwegian Wood Snowmist

GENERAL COLORS: Almond, Black, Bright White/280, Bronze, Brown, Clay, Cobblestone, Cottage White, Deep Ocean, Fieldstone, Forest Green, Iron Gray, Mocha, Musket, Norwegian Wood, Snowmist, Stone, Summer Suede

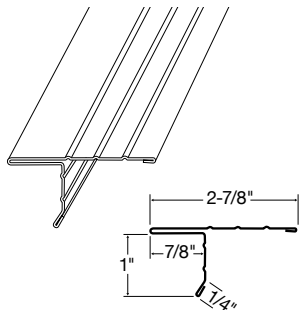
STEEL ROOF EDGE

COLORS

Steel

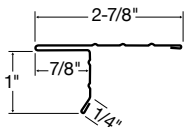
Stock #S-SRDETD5-5" Steel Style D Roof Edge
28 Gauge

LENGTH: 10'
25 PCS./CTN.
72 LBS./CTN.
20 CTN./PALLET



Stock #S-SBRDETD5-5" Steel Builders Style D Roof Edge
30 Gauge

LENGTH: 10'
25 PCS./CTN.
58 LBS./CTN.
20 CTN./PALLET

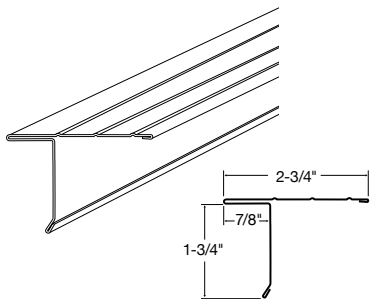


Steel

Steel

Stock #S-SBRDETL6-6" Steel Builders Style LL Roof Edge
30 Gauge

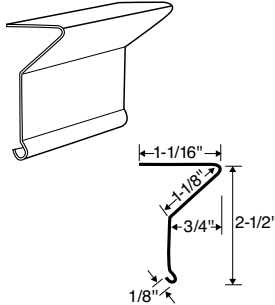
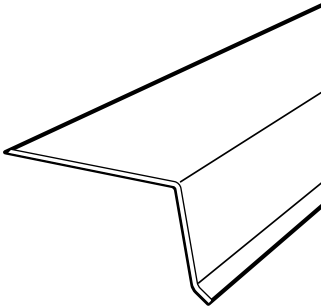
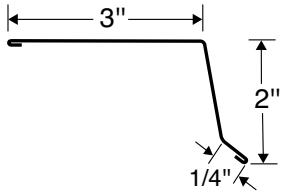
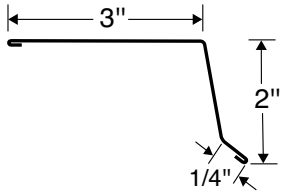
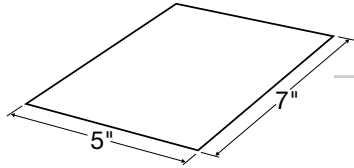
LENGTH: 10'
25 PCS./CTN.
81 LBS./CTN.
20 CTN./PALLET



Black
Bright White/280
Bronze
Brown
Clay
Forest Green
Galvanized
Snowmist

ROOFING ACCESSORIES

COLORS

	Aluminum	 <p>Stock #K-BS242- Shingle Lifter Overhanging Drip Edge 2-1/2" .019" Gauge</p> <p>LENGTH: 12' 50 PCS./CTN. 600 FT./CTN. 54 LBS./CTN. 24 CTN./PALLET</p>	ALL GENERAL COLORS
	Aluminum	 <p>Stock #D-GA- Gutter Apron .019" Gauge</p> <p>LENGTH: 10' 50 PCS./CTN. 500 FT./CTN. 50 LBS./CTN. 20 CTN./PALLET</p>	ALL GENERAL COLORS
	Steel	 <p>Stock #S-SGA- Steel Gutter Apron 30 Gauge</p> <p>LENGTH: 10' 25 PCS./CTN. 71 LBS./CTN. 30 CTN./PALLET</p>	Bronze Brown Galvanized Snowmist
	Steel	 <p>Stock #S-SGAH- Steel Gutter Apron 28 Gauge</p> <p>LENGTH: 10' 25 PCS./CTN. 75 LBS./CTN. 20 CTN./PALLET</p>	
5" X 7"	Aluminum	 <p>Stock #E-5X7AFS- 5" X 7" Aluminum Flat Shingle</p> <p>500 PCS./CTN. 21 LBS./CTN.</p>	Bronze Brown Mill Snowmist
	Steel	<p>Stock #S-S5X7GFS 5" X 7" Galvanized Flat Shingle 26 Gauge</p> <p>100 PCS./CTN. 17 LBS./CTN. 45 CTN./PALLET</p>	Galvanized

GENERAL COLORS: Almond, Black, Bright White/280, Bronze, Brown, Clay, Cobblestone, Cottage White, Deep Ocean, Fieldstone, Forest Green, Iron Gray, Mocha, Musket, Norwegian Wood, Snowmist, Stone, Summer Suede

ROOFING ACCESSORIES

COLORS

8" X 8"	Aluminum		Stock #E-8X8AFS-8" X 8" Aluminum Flat Shingle 500 PCS./CTN. 37 LBS./CTN.	Bronze Brown Mill Snowmist
	Steel		Stock #S-S8X8GFS 8" X 8" Galvanized Flat Shingle 26 Gauge 100 PCS./CTN. 22 LBS./CTN. 45 CTN./PALLET	Galvanized
6" X 12"	Aluminum		Stock #E-6X12AFS-6" X 12" Aluminum Flat Shingle 500 PCS./CTN. 42 LBS./CTN. 80 CTN./PALLET	Bronze Brown Mill Snowmist
	Steel		Stock #S-S6X12GFS 6" X 12" Galvanized Flat Shingle 26 Gauge 100 PCS./CTN. 35 LBS./CTN. 45 CTN./PALLET	Galvanized
2.5" X 2.5"	Aluminum		Stock #E-2.5X2.5X7ASF-2.5" X 2.5" X 7" Aluminum Step Flashing 500 PCS./CTN. 20.5 LBS./CTN.	Bronze Brown Mill Snowmist
	Steel		Stock #S-S2.5X2.5X7GSF 2.5" X 2.5" X 7" Galvanized Step Flashing 26 Gauge 100 PCS./CTN. 10 LBS./CTN. 45 CTN./PALLET	Galvanized


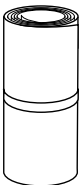
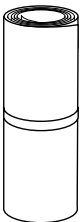
ROOFING ACCESSORIES

COLORS

4" X 4"	Aluminum		Stock #E-4X4X8ASF- 4" X 4" X 8" Aluminum Step Flashing 500 PCS./CTN. 38 LBS./CTN.	Bronze Brown Mill Snowmist
	Steel		Stock #S-S4X4X8GSF 4" X 4" X 8" Galvanized Step Flashing 26 Gauge 100 PCS./CTN. 18 LBS./CTN. 45 CTN./PALLET	Galvanized




ROLL VALLEY



COLORS

6"	Steel		Stock #S-S6x50RV 6" x 50' Steel Roll Valley 28 Gauge	Galvanized
			13 LBS./CTN. 100 CTN./PALLET	
8"	Steel		Stock #S-S8x50RV 8" x 50' Steel Roll Valley 28 Gauge	
			18 LBS./CTN. 100 CTN./PALLET	
10"	Steel		Stock #S-S10X50RV 10" x 50' Steel Roll Valley 28 Gauge	Galvanized
			22 LBS./CTN. 75 CTN./PALLET	
	Aluminum		Stock #F-10X50RV 10" x 50' Aluminum Roll Valley .012 Gauge	Mill
			7 LBS./CTN. 75 CTN./PALLET	
Aluminum		Stock #F-10X25RV 10" x 25' Aluminum Roll Valley .012 Gauge	Mill	
		4 LBS./CTN. 75 CTN./PALLET		

ROLL VALLEY

COLORS

12"	Steel		Stock #S-S12X50RV 12" x 50' Steel Roll Valley 28 Gauge 25 LBS./CTN. 100 CTN./PALLET	Galvanized
	Steel		Stock #S-S14X50RV 14" x 50' Steel Roll Valley 28 Gauge 30 LBS./CTN. 50 CTN./PALLET	
14"	Aluminum		Stock #F-14X50RV 14" x 50' Aluminum Roll Valley .012 Gauge 10 LBS./CTN. 50 CTN./PALLET	Mill
	Aluminum		Stock #F-14X25RV 14" x 25' Aluminum Roll Valley .012 Gauge 5 LBS./CTN. 50 CTN./PALLET	Mill
16"	Steel		Stock #S-S16X50RV 16" x 50' Steel Roll Valley 28 Gauge 33.5 LBS./CTN. 75 CTN./PALLET	Galvanized

18"	Aluminum		Stock #F-18X50RV 18" x 50' Aluminum Roll Valley .012 Gauge 13 LBS./CTN. 50 CTN./PALLET	Mill
	Aluminum		Stock #F-18X25RV 18" x 25' Aluminum Roll Valley .012 Gauge 7 LBS./CTN. 50 CTN./PALLET	Mill
20"	Steel		Stock #S-S20X50RV 20" x 50' Steel Roll Valley 28 Gauge 44 LBS./CTN. 25 CTN./PALLET	Galvanized
	Steel		Stock #S-SB20X50RV 20" x 50' Builders Steel Roll Valley 30 Gauge 37 LBS./CTN. 25 CTN./PALLET	Galvanized
	Aluminum		Stock #F-20X50RV 20" x 50' Aluminum Roll Valley .012 Gauge 14 LBS./CTN. 25 CTN./PALLET	Mill
	Aluminum		Stock #F-20X25RV 20" x 25' Aluminum Roll Valley .012 Gauge 8 LBS./CTN. 25 CTN./PALLET	Mill

ROLL VALLEY

COLORS

24"

Steel

Stock #S-S24X50RV
24" x 50'
Steel Roll Valley
 28 Gauge

Galvanized

53 LBS./CTN.
 25 CTN./PALLET

Steel



Stock #S-SB24X50RV
24" x 50' Builders
Steel Roll Valley
 30 Gauge

Galvanized

44 LBS./CTN.
 25 CTN./PALLET

Aluminum

Stock #F-24X50RV
24" x 50' Aluminum
Roll Valley
 .012 Gauge

Mill

17 LBS./CTN.
 25 CTN./PALLET

Aluminum

Stock #F-24X25RV
24" x 25' Aluminum
Roll Valley
 .012 Gauge

Mill

9 LBS./CTN.
 25 CTN./PALLET

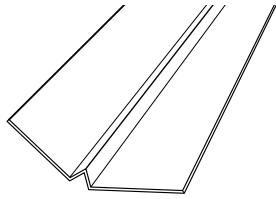
STEEL W VALLEY

COLORS

Black
Bronze
Brown
Galvanized
Snowmist

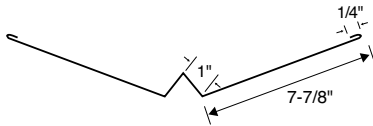
20"

Steel



Stock #S-S18X10WV-
18" x 10'
Steel W Valley
30 Gauge

439 LBS. FOR GALV/CTN.
463 LBS. FOR PAINTED/CTN.
50 PCS./PALLET

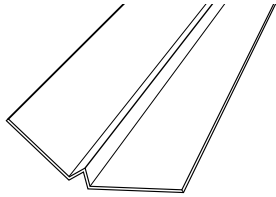


Stock #S-S18X10WVH-
18" x 10'
Heavy Gauge
Steel W Valley
28 Gauge

525 LBS. FOR GALV/CTN.
555 LBS. FOR PAINTED/CTN.
50 PCS./PALLET

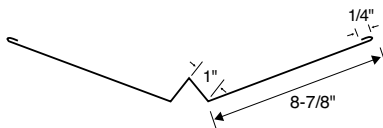
20"

Steel



Stock #S-S20X10WV-
20" x 10'
Steel W Valley
30 Gauge

483 LBS. FOR GALV/CTN.
509 LBS. FOR PAINTED/CTN.
50 PCS./PALLET

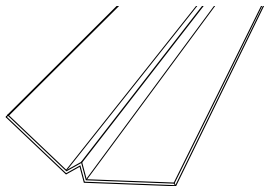


Stock #S-S20X10WVH-
20" x 10'
Heavy Gauge
Steel W Valley
28 Gauge

580 LBS. FOR GALV/CTN.
612 LBS. FOR PAINTED/CTN.
50 PCS./PALLET

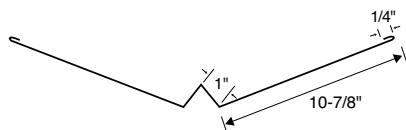
24"

Steel



Stock #S-S24X10WVH*-
24" x 10'
Heavy Gauge
Steel W Valley
28 Gauge

686 LBS. FOR GALV/CTN.
725 LBS. FOR PAINTED/CTN.
50 PCS./PALLET

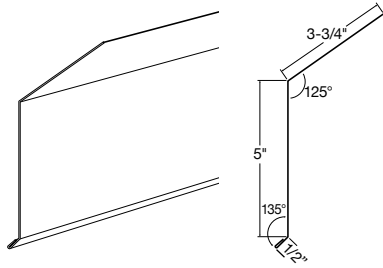


*Also available in Forest Green

FLASHING/ WINDOW CAP

COLORS

Steel

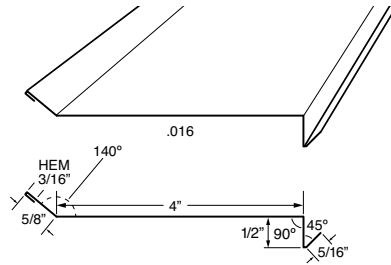


Stock #S-SDORMF10- Steel Dormer Flashing

LENGTH: 10'
10 PCS./CTN.
63 LBS./CTN.
20 CTN./PALLET

Black
Bright White/280
Bronze
Brown
Clay
Forest Green
Galvanized
Snowmist

Steel

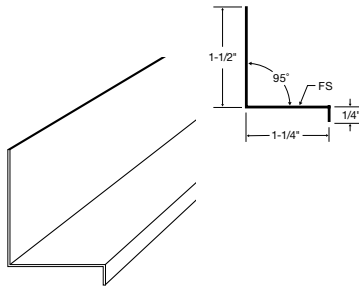


Stock #S-SREGLET- Reglet Flashing

LENGTH: 10'
10 PCS./CTN.
35 LBS./CTN.

1-
1/4"

Aluminum



Stock #E-11/4WC- 1-1/4" Aluminum Window Cap

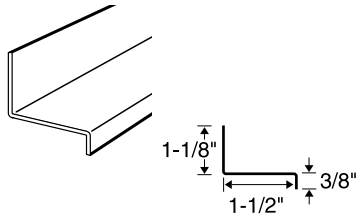
LENGTH: 10'
50 PCS./CTN.
31 LBS./CTN.
36 CTN./PALLET

Bronze
Brown
Mill
Snowmist

FLASHING ACCESSORIES

COLORS

Aluminum

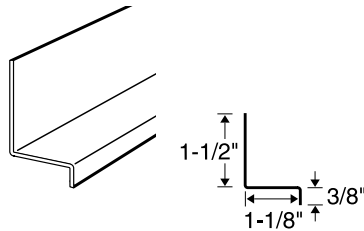


Stock #E-DC 11/2-Aluminum Drip Cap

LENGTH: 10'
50 PCS./CTN.
500 FT./CTN.
30.5 LBS./CTN.

ALL GENERAL COLORS

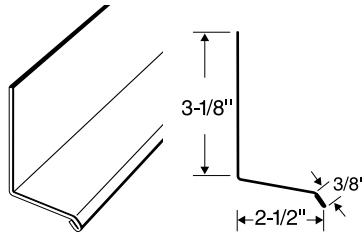
Aluminum



Stock #E-DC 11/8-Aluminum Drip Cap

LENGTH: 10'
50 PCS./CTN.
500 FT./CTN.
30.5 LBS./CTN.

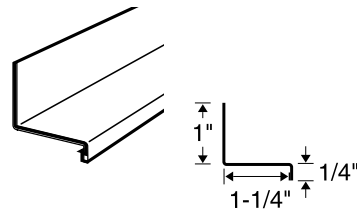
Aluminum



Stock #K-BL-Aluminum Brickledge and Deck Flashing

LENGTH: 10'
50 PCS./CTN.
500 FT./CTN.
80 LBS./CTN.

Aluminum

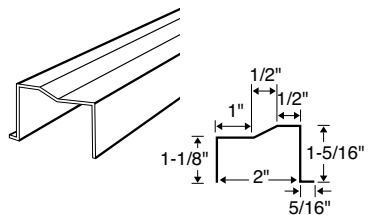


Stock #E-WF-Aluminum Window Flashing

LENGTH: 10'
50 PCS./CTN.
500 FT./CTN.
30.5 LBS./CTN.

Snowmist

Aluminum



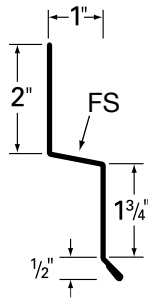
Stock #K-BS208-Aluminum Andersen Brick Molding

LENGTH: 12'
20 PCS./CTN.
240 FT./CTN.
31 LBS./CTN.
25 CTN./PALLET

GENERAL COLORS: Almond, Black, Bright White/280, Bronze, Brown, Clay, Cobblestone, Cottage White, Deep Ocean, Fieldstone, Forest Green, Iron Gray, Mocha, Musket, Norwegian Wood, Snowmist, Stone, Summer Suede

ALL FIBER CEMENT COLORS

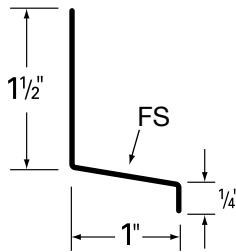
Aluminum



**Stock #E-RTW-
Roof to Wall Flashing**
.024" Gauge Aluminum

LENGTH: 10'
10 PCS./CTN.
19 LBS./CTN.
100 FT./CTN.

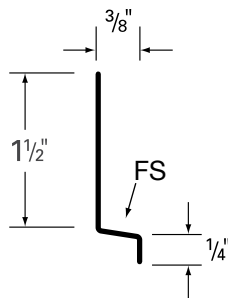
Aluminum



**Stock #E-DC1-
Drip Cap**
.019" Gauge Aluminum

LENGTH: 10'
25 PCS./CTN.
20 LBS./CTN.
250 FT./CTN.

Aluminum



**Stock #E-3/8Z-
Z Wall Flashing**
.019" Gauge Aluminum

LENGTH: 10'
25 PCS./CTN.
15 LBS./CTN.
250 FT./CTN.

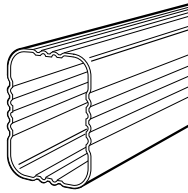
FIBER CEMENT COLORS: Arctic White, Cobble Stone, Khaki Brown, Monterey Taupe, Navajo Beige, Sail Cloth, Woodstock Brown

ALUMINUM RAINWARE

COLORS

ALL GENERAL COLORS

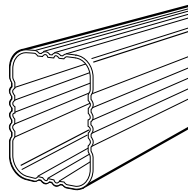
Aluminum



**Stock #G-DS-
2" x 3" Downspout**
.019 Gauge

LENGTH: 10'
10 PCS./CTN.
28 LBS./CTN.
21 CTN./PALLET

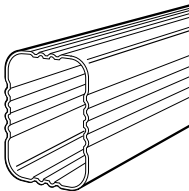
Aluminum



**Stock #G-4DS-
3" x 4" Downspout**
.019 Gauge

LENGTH: 10'
10 PCS./CTN.
30 LBS./CTN.
15 CTN./PALLET

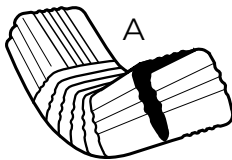
Aluminum



**Stock #G-4DS024-
3" x 4" Downspout**
.024 Gauge

LENGTH: 10'
10 PCS./CTN.
34 LBS./CTN.

Aluminum

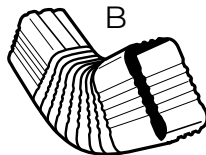


**Stock #G-A75-, G-B75-
2" x 3" Elbow**
75°

Style A & B

30 PCS./CTN.
8 LBS./CTN.
24 CTN./PALLET

Aluminum



**Stock #G-4A75-, G-4B75-
3" x 4" Elbow**
75°

Style A & B

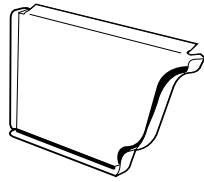
20 PCS./CTN.
10 LBS./CTN.
18 CTN./PALLET

GENERAL COLORS: Almond, Black, Bright White/280, Bronze, Brown, Clay, Cobblestone, Cottage White, Deep Ocean, Fieldstone, Forest Green, Iron Gray, Mocha, Musket, Norwegian Wood, Snowmist, Stone, Summer Suede

ALUMINUM RAINWARE ACCESSORIES

COLORS

Aluminum

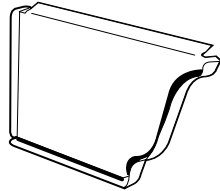


**Stock #H-CAPR-,
H-CAPL-
5" End Cap Right
5" End Cap Left**

50 PCS./CTN.
3 LBS./CTN.

ALL GENERAL COLORS

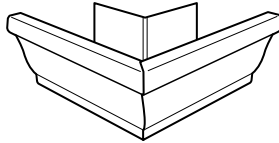
Aluminum



**Stock #H-CAPR6-,
H-CAPL6-
6" End Cap Right
6" End Cap Left**

50 PCS./CTN.
3.5 LBS./CTN.

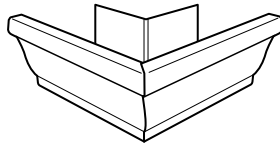
Aluminum



**Stock #H-MITO-
Outside 5" K Miter**

20 PCS./CTN.
7 LBS./CTN.

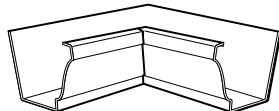
Aluminum



**Stock #H-MITO6-
Outside 6" K Miter**

20 PCS./CTN.
7.5 LBS./CTN.

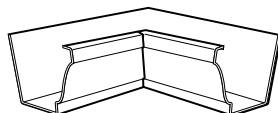
Aluminum



**Stock #H-MITI-
Inside 5" K Miter**

20 PCS./CTN.
8 LBS./CTN.

Aluminum



**Stock #H-MITI6-
Inside 6" K Miter**

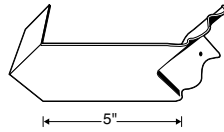
20 PCS./CTN.
8.5 LBS./CTN.

GENERAL COLORS: Almond, Black, Bright White/280, Bronze, Brown, Clay, Cobblestone, Cottage White, Deep Ocean, Fieldstone, Forest Green, Iron Gray, Mocha, Musket, Norwegian Wood, Snowmist, Stone, Summer Suede

ALUMINUM RAINWARE ACCESSORIES

COLORS

Aluminum

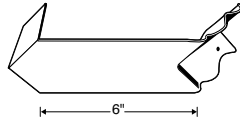


Stock #H-SMITI- Inside 5" Strip Miter

20 PCS./CTN.
8 LBS./CTN.

ALL GENERAL COLORS

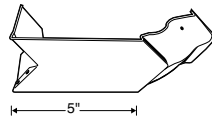
Aluminum



Stock #H-SMITI6- Inside 6" Strip Miter

20 PCS./CTN.
8.5 LBS./CTN.

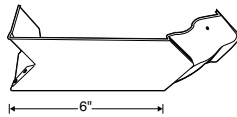
Aluminum



Stock #H-SMITO- Outside 5" Strip Miter

20 PCS./CTN.
7 LBS./CTN.

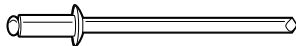
Aluminum



Stock #H-SMITO6- Outside 6" Strip Miter

20 PCS./CTN.
7.5 LBS./CTN.

Aluminum



Stock #H-RIV- Pop Rivet

1000 PCS./CTN.
1 LBS./CTN.

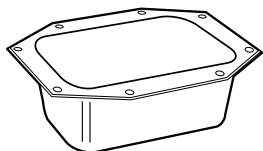
Aluminum



Stock #H-BANDS- Downspout/ Pipe Band

100 PCS./CTN.
4 LBS./CTN.

Aluminum



Stock #H-OUT OVAL Outlet Tube, Wide Flange

2" X 3" OUTOVAL
30 PCS./CTN. - MILL

Mill

Stock #H-4OUTOVAL

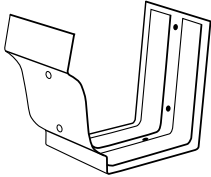
3" X 4" OUTOVAL
50 PCS./CTN. - WHITE

GENERAL COLORS: Almond, Black, Bright White/280, Bronze, Brown, Clay, Cobblestone, Cottage White, Deep Ocean, Fieldstone, Forest Green, Iron Gray, Mocha, Musket, Norwegian Wood, Snowmist, Stone, Summer Suede

ALUMINUM RAINWARE ACCESSORIES

COLORS

Aluminum

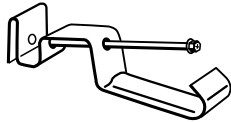


Stock #H-KSLIP-K Slip Connector

50 PCS./CTN.
6 LBS./CTN.

Black
Brown
Snowmist

Aluminum

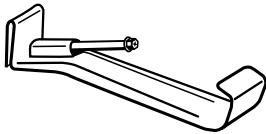


Stock #H-5SGH 5" Screw on Gutter Hanger

100 PCS./CTN.
15.8 LBS./CTN.
36 CTN./PALLET

Mill

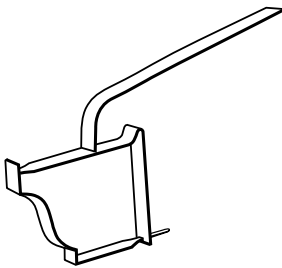
Aluminum



Stock #H-6SGH 6" Screw on Gutter Hanger

300 PCS./CTN.
21.2 LBS./CTN.
36 CTN./PALLET

Aluminum

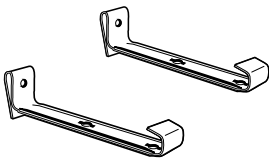


Stock #H-5KEOH-5" K Easy On Hanger

100 PCS./CTN.
11 LBS./CTN.
56 CTN./PALLET

Brown
Snowmist

Aluminum



Stock #H-GBRAC 5" Gutter Bracket

100 PCS./CTN.
4 LBS./CTN.

Stock #H-GBRAC6 6" Gutter Bracket

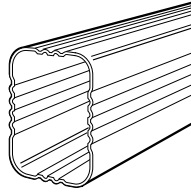
100 PCS./CTN.
5 LBS./CTN.

Mill

STEEL RAINWARE

COLORS

Steel

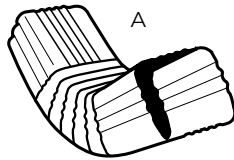


**Stock #S-SDS-
2" x 3" Steel
Downspout**
30 Gauge

LENGTH: 10'
10 PCS./CTN.
46 LBS./CTN.
21 CTN./PALLET

Brown
Galvanized
Snowmist

Steel



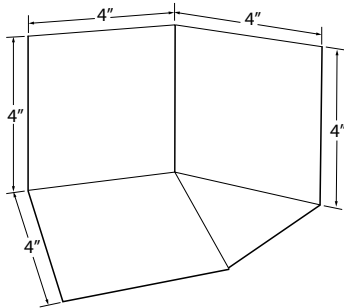
**Stock #S-SA75-, S-SB75-
2" x 3" Steel Elbow**
75°
Style A & B

30 PCS./CTN.
10 LBS./CTN.
24 CTN./PALLET

STEEL RAINWARE ACCESSORIES

COLORS

Steel

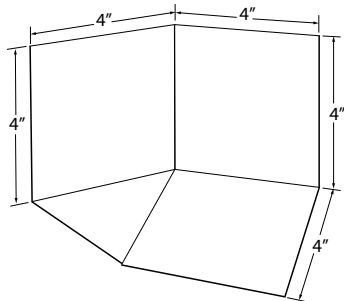


**Stock #S-SKICKR-
Kick-Out Flashing**

25 PCS./CTN.

Black
Bronze
Brown
Galvanized
Snowmist

Steel



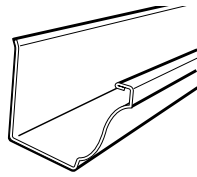
**Stock #S-SKICKL-
Kick-Out Flashing**

25 PCS./CTN.

Black
Bronze
Brown
Galvanized
Snowmist

STEEL RAINWARE ACCESSORIES COLORS

Steel



Stock #S-SG10H, SG20H 5" K Steel Gutter

28 Gauge

S-SG10H

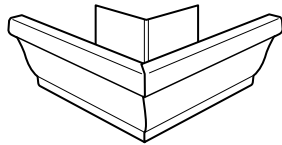
LENGTH: 10'
10 PCS./CTN.
54 LBS./CTN.
16 CTN./PALLET

S-SG20H

LENGTH: 20'
5 PCS./CTN.
54 LBS./CTN.
16 CTN./PALLET

Brown
Galvanized
Snowmist

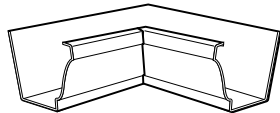
Steel



Stock #S-SBMITO- Outside 5" K Miter

20 PCS./CTN.
7 LBS./CTN.

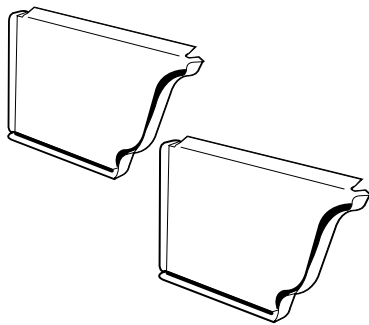
Steel



Stock #S-SBMITI- Inside 5" K Miter

20 PCS./CTN.
8 LBS./CTN.

Steel



Stock #S-SCAPR-, S-SCAPL- 5" End Cap Right 5" End Cap Left

50 PCS./CTN.
3 LBS./CTN.

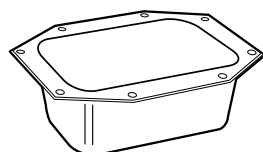
Steel



Stock #S-SBANDS Downspout/ Pipe Band

100 PCS./CTN.
4 LBS./CTN.

Mill



Stock #S-SOUTOVAL Outlet Tube, Wide Flange

100 PCS./CTN.
4 LBS./CTN.

Stock #S-S4OUTOVAL-

3" X 4" OUTOVAL
50 PCS./CTN. - WHITE



Build Your Palette with ROLLEX

Color and the use of it makes a statement, creates an aura and causes response. How color is staged or mixed can have a tremendous effect on curb appeal. Our color palette offers more opportunities to set your home apart with deep greens, rich earth tones and bright, expressive accent options. See them all at www.rollex.com.

Contact us to learn more about our high-quality soffit, fascia, siding, rainware, and roof edges.



 **Rollex**



www.rollex.com • 800.251.3300 • Rollex Corporation, 800 Chase Avenue, Elk Grove Village, IL 60007

COLORS

COLORS

GENERAL COLORS



AURORA COLORS




Colors shown are approximate. Colors may look different on a house compared to print. Please visit your local Rollex distributor or lumberyard to see colors in person.

COLORS

NAVIGATOR COLORS



HORIZON VINYL COLORS



Colors shown are approximate. Colors may look different on a house compared to print. Please visit your local Rollex distributor or lumberyard to see colors in person.

16" & 12" SOFFIT SYSTEM CALCULATION CHARTS

To determine the number of soffit panels required, follow these simple steps:

1. Measure width of soffit from wall to outside of fascia board.
2. Measure length of overhang.
3. Use chart to find the number of panels needed.

16" Aluminum Soffit Panels

LENGTH	WIDTH									
	12"	16"	20"	24"	28"	32"	36"	40"	44"	48"
8'	1	1	1	1	2	2	2	2	2	2
12'	1	1	2	2	2	3	3	3	3	3
16'	1	2	2	2	3	3	3	4	4	4
20'	2	2	3	3	3	4	4	5	5	5
24'	2	2	3	3	4	5	5	6	6	6
28'	2	3	3	4	5	6	6	7	7	7
32'	2	3	4	4	5	6	6	8	8	8
36'	3	3	4	5	6	7	7	9	9	9
40'	3	4	5	5	6	8	8	10	10	10
44'	3	4	5	6	7	9	9	11	11	11
48'	3	4	6	6	8	9	9	12	12	12
52'	4	5	6	7	8	10	10	13	13	13
56'	4	5	6	7	9	11	11	14	14	14
60'	4	5	7	8	9	12	12	15	15	15
64'	4	6	7	8	10	12	12	16	16	16
68'	5	6	8	9	11	13	13	17	17	17
72'	5	6	8	9	11	14	14	18	18	18
76'	5	7	9	10	12	15	15	19	19	19
80'	5	7	9	10	12	15	15	20	20	20
84"	6	7	9	11	13	16	16	21	21	21
88'	6	8	10	11	14	17	17	22	22	22
92'	6	8	10	12	14	18	18	23	23	23
96'	6	8	11	12	15	18	18	24	24	24
100'	7	9	11	13	15	19	19	25	25	25

12" Aluminum Soffit Panels

LENGTH	WIDTH									
	12"	16"	20"	24"	28"	32"	36"	40"	44"	48"
8'	1	1	2	2	2	2	2	3	3	3
12'	1	2	2	2	3	3	3	4	4	4
16'	2	2	3	3	4	4	4	6	6	6
20'	2	3	3	4	4	5	5	7	7	7
24'	2	3	4	4	5	6	6	8	8	8
28'	3	4	4	5	6	7	7	10	10	10
32'	3	4	5	6	7	8	8	11	11	11
36'	3	4	6	6	8	9	9	12	12	12
40'	4	5	6	7	8	10	10	14	14	14
44'	4	5	7	8	9	11	11	15	15	15
48'	4	6	7	8	10	12	12	16	16	16
52'	5	6	8	9	11	13	13	18	18	18
56'	5	7	8	10	12	14	14	19	19	19
60'	5	7	9	10	12	15	15	20	20	20
64'	6	8	10	11	13	16	16	22	22	22
68'	6	8	10	12	14	17	17	23	23	23
72'	6	8	11	12	15	18	18	24	24	24
76'	7	9	11	13	16	19	19	26	26	26
80'	7	9	12	14	16	20	20	27	27	27
84"	7	10	12	14	17	21	21	28	28	28
88'	8	10	13	15	18	22	22	30	30	30
92'	8	11	14	16	19	23	23	31	31	31
96'	8	11	14	16	20	24	24	32	32	32
100'	9	12	15	17	20	25	25	34	34	34

NET FREE AIR CHART FOR SOFFIT PANELS

TYPE OF SOFFIT PANEL	SQUARE INCHES PER LINEAR FOOT
SYS312L - System 3 - 12" Vented	9.72
SYS312CV - System 3 - 12" Center Vented	3.24
SYS316L - System 3 - 16" Vented	12.96
SYS316CV - System 3 - 16" Center Vented	6.48
VG10L - 10" Vented V-Groove	6.48
VG12L - 12" Vented V-Groove	6.48
TCV - Tensile 12" Center Vented	3.24

COLOR SELECTIONS FOR SOFFIT, FASCIA

PRODUCTS

		Almond (5)	Antique Almond (20)	Barn Red (315)	Black (4)	Boothbay Blue (910)	Bright White (280)	Bronze (9)	Brown (Deep) (2)	Chocolate Brown (250)	Clay (43)	Cobblestone (33)	Cobble Stone (902)	Cottage White (47)	Cypress (95)
SOFFIT & ACCESSORIES	System 3 Soffit, Stealth Soffit, Tensile 44 Soffit, B-SL4, B-SL4WG, B-SL6, S-SL6WG, B-SL8, B-SL8WG, B-SL10, B-SL10WG, C-AFR119, C-AWFJ12, C-C, C-E, C-RS, C-S, D-MD, D-CAN, D-JAR, D-NAILS, D-KI, D-KO, D-KIWG/D-KOWG, D-RDCR19, Double 6" Soffit, H-CAULK, S-ST-NAIL	•			•		•	•	•		•	•		•	
	B-SSL10TP														
	S-SSL6TP				•			•	•		•	•		•	
	S-SSL4TP							•	•		•	•			
	S-SSL8TP				•			•	•		•	•			
	S-SSL6TK, B-SSL8TK	•		•											•
TRIM COIL	S-SSL6TM, S-SSL8TM		•			•		•		•	•		•		
	F-24x50, F-24x50T, F24REV280 & P-24X50P	•			•		•	•	•		•	•		•	
	F-2424TC*							B/S	B/C						
	F-14x50 & F-14x50T	•					•	•	•		•				
	S-S10TCP							•				•		•	
	S-S18TCK, S-STCTK	•		•											•
	S-S10TCM, S-STCTM		•			•		•		•	•		•		
SIDING & ACCESSORIES	S-STCTP							•	•			•			
	S-SD4HTK, S-SD5HTK, S-SD5DLHTK, S-S8HTK, S-S6HTK, S-SVTHTK, S-SKIDK, S-SKIDXK, S-SE12K, S-SE18K, S-SUSMK, S-SOCP1TK, S-SBS247TK	•		•											•
	S-SD4HTM, S-SD5HTM, S-SD5DLHTM, S-S6HTM, S-S8HTM, S-SVTHTM, S-SKIDM, S-SKIDXM, S-SE12M, S-SE18M, S-SUSMM, S-SOCP1TM, & S-SBS247TM		•			•		•		•	•		•		
	S-STNAIL	•			•		•	•	•		•			•	
	J-8HSO19, J-8HT, E-E12, E-E18, E-OCPI1, E-OCPI1, E-USM, E-IC														

*A/A: Bright White/ Bright White

B/B: Black/Brown
B/S: Bronze/Snowmist

B/C: Brown/Clay

[illegible]

COLOR SELECTIONS FOR SOFFIT, FASCIA, S RIES

PRODUCTS

		Almond (5)	Black (4)	Bright White (280)	Bronze (9)	Brown (Deep) (2)	Clay (43)	Cobblestone (33)	
ROOFING ACCESSORIES	D-ODE, D-ODE112, D-GA, K-BS242	●	●	●	●	●	●	●	
	D-ODET4412, D-ODET4410	●			●	●	●		
	S-SBRDETD5, S-SBRDETL6, S-SRDETD5		●	●	●	●	●		
	S-SRDE1.5				●	●	●	●	
	S-SRDE		●		●	●	●	●	
	S-S18X10WV, S-S18X10WVH, S-S20X10WV, S-S20X10WVH		●		●	●			
	S-SGA, S-SGAH, E-5X7AFS, E-8X8AFS, E-6X12AFS, E-2.5X2.5X7ASF, E-4X4X8ASF				●	●			
	S-S5X7GFS, S-S8X8GFS, S-S6X12GFS, S-S2.5X2.5X7GSF, S-S4X4X8GSF, Steel & Aluminum Roll Valley								
FLASHING ACCESSORIES	SDORMF10, S-SREGLET		●	●	●	●	●		
	E-DC 11/2, E-DC 11/8 & K-BL, K-BS208	●	●	●	●	●	●	●	
	E-WF								
	E-11/4WC				●	●			
RAINWARE	G-DS, G-4DS, G-A75, G-B75, G-4A75, G-4B75, G-4DS024, H-CAPR, H-CAPL, H-CAPR6, H-CAPL6, H-MIT0, H-MIT06, H-MITI, H-MITI6, H-RIV, H-BANDS, H-SMITI, H-SMITI6, H-SMITO & H-SMITO6	●	●	●	●	●	●	●	
	H-5KEOH					●			
	H-KSLIP		●			●			
	H-4OUTOVAL, H-OUT OVAL, H-5SGH, H-6SGH, S-SGBRAC, S-SGBRAC6, S-S5SGH, S5SGHW, S-S6SGH, S-SOUTOVAL								
	E-RTW, E-DC1, E-3/8Z								
VINYL SIDING	VJ-V042D4, VJ-V042D45DL						●	●	
	VJ-V044D4, VE-V5/8J, VE-V11/8J				●		●	●	
	VJ-V044D5						●	●	
	ACCESSORIES: VE-V5/8J, VE-V11/8J, VE-VUSM, VE-VDUSM, VE-VICP, VE-V4OCP				●		●	●	

SIDING, TRIM COIL, RAINWARE & ACCESSO-

Cottage White (47)	Country Beige (509)	Cypress (255)	Deep Ocean (708)	Fieldstone (44)	Forest Green (45)	Galvanized	Hampton Blue (680)	Iron Gray (919)	Keystone (374)	Mocha (15)	Musket (Brown) (12)	Norwegian Wood (34)	Richmond Red (692)	Snowmist (1)	Stone (17)	Storm Gray (174)	Summer Suede (81)	Timber Blend (689)	Twilight (767)	White (280)	Mill/Galvanized Finish	Fiber Cement Colors
●			●	●	●			●		●	●	●		●	●		●					
			●					●				●		●								
					●	●						●		●								
●					●					●	●	●		●							●	
●					●						●	●		●							●	
																					●	
														●								
					●					●	●	●		●	●		●					
●				●	●									●								
														●								
														●								
●			●	●	●			●		●	●	●		●	●		●					
														●							●	
														●								●
	●	●							●			●			●	●		●	●	●		
	●	●					●		●			●	●		●	●		●	●	●		
	●								●			●			●				●	●		
	●	●					●		●			●	●		●	●		●	●	●		

SOFFIT IS A CRITICAL COMPONENT TO PROPER ATTIC VENTILATION

A properly vented attic will help to:

1. Prevent costly and damaging heat buildup in the summer
2. Prolong roofing materials life
3. Improve the comfort level inside the house, keeping air conditioning costs to a minimum
4. Ensure your shingle warranty remains valid
5. Prevent mold, mildew, rot and poor indoor air quality
6. Fight the formation of ice dams and prevents damage to personal items stored in the attic

How do I ventilate the attic?

The most important thing to keep in mind when ventilating your attic is maintaining the proper intake and exhaust ventilation balance.

You need both intake and exhaust ventilation installed at an approximate 1:1 ratio. Check to see that there is a balance between exhaust vents and intake vents. Pay careful attention to the number and location of the intake vents. Most roofing professionals agree that the best type of ventilation is continuous soffit and ridge ventilation.



What is net free air?

The net free vent area is the portion of the opening of the vent that actually ventilates. Rollex soffit products are the perfect solution for your intake ventilation needs.

PRODUCT	NFA	12" SOFFIT (W)	18" SOFFIT (W)	24" SOFFIT (W)
12" Center Vent	3.24	3.24	4.86	6.48
12" Full Vent	9.72	9.72	14.58	19.44
16" Center Vent	6.48	6.48	9.72	12.96
16" Full Vent	12.96	12.96	19.44	25.92
10" Vented Tensile	6.48	6.48	9.72	12.96
12" Vented Tensile	6.48	6.48	9.72	12.96

Doing The Math

According to the FHA (Federal Housing Administration- US) for every 300 square feet of attic floor you have you should have, at minimum one square foot of ventilation.

Generally speaking, 1/300 ventilation is required if a vapor retarder is being used or the system is balanced – one-half the vents high on the roof for exhaust and one-half the vents low in the soffit area for intake.

To meet 1/300 code requirements:

Attic square footage divided by 4 = amount of intake Net Free Area (in²) and the amount of exhaust Net Free Area (in²) needed. For example: 1200 square feet divided by 4 = 300 in² NFA intake and 300 in² NFA exhaust.

Please refer to your local building codes or the 2000 International Building Code to ensure you are in compliance.

FREQUENTLY ASKED QUESTIONS

1. How far can you span System 3 soffit?

We recommend the use of an intermediate support nailer 16" on center for spans greater than 24"

2. What can be put over treated lumber so trim coil can be used?

We recommend the use of a non-perforated, non woven weatherization system that provides an air and water resistant barrier.

3. How do you cut Steel siding?

Steel siding can be cut using either a guillotine or a circular saw with a ferrous blade. We recommend Tenyru blades (PRF-18548 BWK 7 1/4" 48 tooth and PRF 18556CB 7 1/4" 56 tooth)

4. Do you need to use aluminum nails to install aluminum siding?

Yes. Nails should be driven straight and level, never slanted up or down so as to possibly cause distortion of the panel. Use 2 inch nails (or longer) for non-insulated siding, as well as most trim accessories.

5. Can you put trim coil up against copper?

No. We do not recommend using trim coil in direct contact with dissimilar materials such as copper, zinc or steel as well as treated lumber, concrete, stucco or other corrosive non-metallic material. Claims resulting from contact with dissimilar materials are not covered under the warranty.

6. What is the recycled content of your aluminum and steel?

The aluminum we use has approximately 80% post consumer and 20% pre consumer recycled content, although this can vary depending on the availability of scrap at any given time. The steel we normally use has 25% recycled content but can range between 20 and 30%.

7. Where does Rollex purchase its metal?

Generally at Rollex we strive to source materials from within 500 miles of our Elk Grove Village facility to reduce emissions and save energy.

8. How many facilities does Rollex have?

Rollex has one facility located approximately 15 minutes from O'Hare airport in Elk Grove Village, IL.

9. Does Rollex paint its own product?

Yes. Our onsite paint line allows for precise color matching and quality control to ensure each coil is painted to our specifications. Rollex is one of the few building product manufacturers with an inhouse paint line system.

10. Are your products LEED certified?

Although our products are not currently LEED certified many currently hold green certification from the NAHB Research Center.

To view product certificates please visit www.rollex.com/products/green-certified-products.

ARCHITECTURAL SPECIFICATIONS

Aluminum Siding, Soffit and Fascia

- Siding, soffit and fascia are made of 3105 or equivalent aluminum alloy. Soffit is H28 or equivalent hardness, siding and fascia H26 or equivalent. Thickness: 0.019" nominal
0.024" nominal

- Meets performance requirements of AAMA 1402-86.
- Coating Characteristics

1. Gloss:
8 to 12 on 60° Photovolt Meter,
ASTM test D523.
2. Formability:
No removal of finish with 610 Scotch tape
on a 2T bend. NCCA test 11-19.
3. Pencil Hardness:
Eagle Turquoise, HB Minimum.
4. Adhesion:
8 to 12 on 60°
Photovolt Meter,
ASTM test D523.
5. Humidity Resistance:
No loss of gloss, cracking or peeling after 3,000 hrs.
in 100% relative humidity, ASTM test D714 and
method 6201 of FTMS 141a.
6. Salt Spray Resistance:
Withstand 5% salt fog for 3,000 hrs.
ASTM test B117.
7. Impact Resistance:
No visual cracking or Scotch tape pick-off when
subject to impact in inch pounds equal to 1,500
times metal thickness. NCCA test 11-6.
8. Exterior Exposure:
Fade: Shall not exceed more than 5 Color Difference
Units within 5 years after removal external deposits.
ASTM test D2244.
9. Dry Film Thickness:
.70-1.00 Mils.

Steel Siding and Accessories

- Siding is made from roll formed 0.0172 inch (nominal)
thick hot dipped galvanized steel complying with
ASTM A653 and having minimum yield and ultimate
strength of 33,000 and 55,000 psi respectively.
- Coating Characteristics: Dry film thickness limits:
4 mils nominal Gloss range: 10° to 15° on
60° photovolt meter.
- Withstands Category 5 Hurricane winds over 155 mph*

1. Adhesion of Film:
(a). No blistering or loss of adhesion after immersion in
distilled boiling water for a minimum of 4 hours
followed by a minimum 4 hour freeze test. (b). Rollex
PVC finish shall not be removed from cross hatched
lines scored 1/8" apart after application of No. 600
Scotch tape.
2. Flexibility:
(a). Mechanical tests at 77° F showed no fracture of the
coating at 10X magnification or any loss of adhesion
when tested with No. 600 Scotch tape. (b). Reverse
Impact: Garner impact Tester- 5/8" Steel Ball, 120 inch
lbs., 29 gauge steel. (c). Bending: OT 180° bend, 29
gauge steel. (d). Draw: Tinius Olsen Test-1" steel ball, 0.3
inch uniform draw.
3. Elongation:
Shall withstand a minimum elongation of 120%.
4. Tensile Strength:
Rollex finish shall have a minimum of 2,200 lbs./square
inch of cross sectional area when tested according to
ASTM D882-56T.
5. Abrasive Resistance:
Standard Tabor Abraser Test at 77° F, when using a CS
No. 10 wheel with 500 GM load, film loss shall be 1.0 mil
per 2,500 cycles, maximum. Typical 4 mil Rollex PVC
finish shall withstand 10,000 cycles minimum.
6. Accelerate Tests:
Humidity Cabinet: Rollex PVC finish panels given a 90°
bend and subjected to 100% Relative Humidity at 100°F
(+/- 5°F) for 1,000 hours showed no blistering, cracking,
loss of gloss or peeling and no softening after 24 hour
recovery.
7. Salt Spray:
Rollex PVC finish, when subjected to a 5% salt solution
(ASTM B117), shall withstand 1,000 hours exposure
without blistering or loss of adhesion.
8. Weatherometer:
Rollex PVC tested in accordance with ASTM D822-57T
after a period of 2,000 actual light hours with
humidity control shall show no cracking, crazing or loss
of adhesion. The maximum allowable chalk and color
change shall be:
(a). Chalking: No greater than ASTM D659-44 No. 8 rating,
based on a scale of 10 being excellent. (b). Color Change:
No greater than 5 N.B.S. Units after removal of external
deposits.
9. Chemical Resistance:
Rollex PVC finish will withstand total or partial
immersion in most acids at concentrations up to 40%
and all alkali and salt solutions.

* Wind speed rating will vary depending on specific regional construction methods and codes. Please refer to local building codes for detailed requirements concerning allowable wind loads and specific conversion tables for actual wind speed.

ALUMINUM BUILDING PRODUCTS WARRANTY

Lifetime Warranty; A Limited and Transferable Warranty

COVERAGE

Rollex Corporation ("Rollex") warrants to the original homeowner that Rollex aluminum building products are free from manufacturing defects and when used as intended under conditions of ordinary wear will not peel, chip, crack, split, flake or blister. Rollex warrants for a period of twenty five years from date of installation, that color change in panels used as intended will not vary more than seven color difference units and that chalk erosion for colors will not exceed a numerical rating of six units over the same period of time.* This warranty does not cover non-uniform color changes resulting from unequal exposure to sunlight.

If a product fails to perform in accordance with the above standards, after written notification and validation of the condition by inspection, Rollex Corporation will repair or replace, at its option, any defective product, assuming 100% of the cost. In the event of repair or replacement under the terms of this warranty, the original warranty terms and duration will remain in effect for the remaining warranty term.

All warranty claims shall be settled between the owner and Rollex. Rollex may direct and pay a contractor to perform any remedial work under this warranty. If any corrective work on or replacement of warranted products is performed by the homeowner or anyone engaged by homeowner prior to receiving written permission to do so from Rollex, such action will void the homeowner's coverage under this warranty.

The liability of Rollex for a claim under this warranty shall in no event exceed the homeowner's original purchase price-including labor and taxes- for the product involved. It shall be the homeowner's obligation to provide documentation or other reasonable evidence of such original costs.

* Color difference units are determined by Tristimulus Colorimetry - A.S.M. D2244 -08. Numerical chalk erosion ratings are determined by standard methods of evaluating degree of chalking - A.S.T.M. D4214-07.

DURATION

1. Original Owner: This warranty is in effect for the lifetime of the original homeowner so long as such original homeowner continues to own the home where Rollex products have been installed.
2. Second Owner: This warranty can be transferred by the original owner to whom is issued to the next owner of the property. Upon completion of the transfer, the warranty period shall be limited to 50 years from the original date of installation of the Rollex products; provided, however, Rollex and the second owner shall share the cost of repair or replacement of any defective products, including labor and materials. (Please see "Allocation of Warranty Costs When Applicable")

3. Institutional Owner: For an owner such as a corporation, partnership, group, governmental agency, association, or other organization capable of enduring for generations, this warranty is limited to a period of 50 years from the date of original installation of Rollex products.

WARRANTY REGISTRATION

This warranty is valid only after the registration card has been completed by the Rollex building products dealer, signed by the original owner and mailed to Rollex within 30 days after installation has been completed. Failure to register within the 30 day period set forth above will not void the warranty, but registration will confirm the date of purchase and will assist Rollex in processing any warranty claim that might arise in the future. This confirmation is a benefit to the homeowner in case original proof of purchase cannot be found.

EXCLUSIONS AND LIMITATIONS

This warranty does not cover damage resulting from any of the following: faulty installation (including but not limited to waving and/or buckling caused by improper installation); "oil canning" (perceived waviness in the flat areas of metal siding panels); fire, lightning, hurricane, hail storm, wind storm, earthquake or other acts of God; accidental damage or vandalism; impact of foreign objects; structural shrinkage or distortion; lap abrasion; harmful chemicals, pesticides, fumes or vapors; direct contact with and water run-off from dissimilar metals or other materials (e.g., metals such as copper, zinc and steel, or other materials such as concrete, blacktop, stucco, asbestos siding, pressure treated or pre-treated lumber, roofing materials or roofing systems containing metallic granules or strips, or other corrosive non-metallic materials); damage resulting from painting, varnishing, coating or otherwise altering the surface of the products except in strict accordance with Rollex's instructions or guidelines; distortion or warping caused by excessive heat sources such as window reflection, skylights, outdoor grills and other items which can cause products to distort or change color due to excessive heat buildup; surface deterioration due to air pollution and airborne stains; misuse or abuse; normal weathering; acid rain; salt spray directly applied or in the atmosphere; mildew accumulation; owner's failure to provide normal cleaning and maintenance of the product (please see care and maintenance instructions);

ALUMINUM BUILDING PRODUCTS WARRANTY

Lifetime Warranty; A Limited and Transferable Warranty

EXCLUSIONS AND LIMITATIONS (continued)

This is the homeowner's exclusive warranty and is in lieu of all other warranties, express or implied, except as may be required by applicable law. Without limiting the generality of the foregoing, Rollex shall not be liable for any breach of any other written or oral warranties given to the homeowner by any third party(ies) such as those (if any) given to the homeowner by dealers, contractors, applicators or distributors of the products.

ROLLEX IS NOT LIABLE FOR INCIDENTAL, SPECIAL OR CONSEQUENTIAL DAMAGES FOR THE PRODUCTS COVERED BY THIS WARRANTY. REPAIR OR REPLACEMENT IS THE EXCLUSIVE REMEDY AVAILABLE UNDER THIS WARRANTY.

Rollex reserves the right to discontinue or make changes in any of its products. If the products covered by this warranty are not available, Rollex has the right to substitute a product of equal or greater quality or value.

Rollex does not hereby undertake to repair or replace non-defective Rollex products. Rather, Rollex may elect to repair or replace only the particular portion(s) of such Rollex products that is/are defective and/or excessively faded (as per the terms of this warranty) and we cannot and do not guarantee an exact color match with regard to the replacement product(s) as compared to the adjacent non-replaced products. Color variance may occur between replacement products in comparison with the original products due to normal weathering and aging of the original products, and this is not indicative of a defect in either the replacement products or the original products.

This warranty gives you specific legal rights; you may also have other rights which may vary from state to state. Pertinent state law shall also control for what period of time following the sale a homeowner/consumer may seek a remedy under the implied warranty of merchantability or fitness for a particular purpose. Some states do not allow the exclusion or limitation of incidental or consequential damages so the above limitation or exclusion may not apply to you.

CLAIMS PROCEDURE

A claim under this warranty must be presented in writing within 30 days following the discovery of any warranted defects to Rollex Corporation, 800 Chase Avenue, Elk Grove Village, Illinois 60007 Attention: Warranty Service Department.

The claim should be accompanied by a copy of this warranty certificate, and a description of the defect. Corrective work on warranted products may not be started prior to receiving permission to do so from Rollex. Ultimate determination of the existence and extent of any claimed manufacturing defect hereunder shall be made by Rollex in its sole discretion. As noted above, corrective work on warranted products may not be started prior to receiving permission to do so from Rollex, and Rollex reserves the right to perform such corrective work itself or through others retained by it. Homeowner shall cooperate with Rollex and its contractors in connection with the scheduling and performance of any corrective or replacement work hereunder. In the case of second and institutional owners, after five years of the warranty period have elapsed, a claim under this warranty must be accompanied by a \$50 payment to Rollex. Checks should be made payable to Rollex Corporation and mailed to the above address.

WARRANTY TRANSFER

This warranty may be transferred from the original owner to whom it was issued to the next owner of the property provided Rollex receives written notice within 30 days of the date of the transfer. Notice must include the original owner's name as shown on the warranty certificate, the name of the new owner, the warranty certificate registration number and the date Rollex products were installed on the property.

Upon transfer of the property, the warranty period shall be limited to 50 years from the date of installation. Rollex and the new owner shall share in the cost of repair or replacement of any defective product, including labor and materials as described below.

ALLOCATION OF WARRANTY COST WHEN APPLICABLE

For second and institutional owners the cost, including labor and materials, to repair or replace defective products shall be allocated between the owner and Rollex according to the following schedule: Rollex will assume 100% of such costs for validated claims made during the first five years of the warranty period. During the sixth year, Rollex's share of such costs will be 90%, and the homeowner's share will be 10%. Each year thereafter, through the thirteenth year, Rollex's share of such costs will cumulatively decrease from 90% by 10% per year. Starting with the fourteenth year of the warranty period, and for the balance of the warranty period, Rollex's share will be 10% and the owner's share will be 90% of such costs.

Effective only for Rollex products purchased in or after January 2009



AURORA STEEL BUILDING PRODUCTS WARRANTY

Lifetime Warranty; A Limited and Transferable Warranty

COVERAGE

Rollex Corporation ("Rollex"), subject to the limitations and conditions set forth below, warrants to the original homeowner that Rollex's Aurora steel building products are free from manufacturing defects and when used as intended under conditions of ordinary wear and weathering will not peel, chip, crack, split, flake or blister or have manufacturing defects which cause deterioration of the steel substrate due to rust. Rollex warrants that, for a period of thirty-five years from the original date of installation, Rollex's Aurora steel building products will not (a) fade or change color in excess of 5 color difference units when measured in accordance with A.S.T.M. D2244-68 or (b) chalk in excess of a numerical rating of 8 when measured in accordance with A.S.T.M. D4214-07. This warranty does not cover non-uniform color changes resulting from unequal exposure to sunlight.

If a covered product fails to perform in accordance with the above standards, after written notification and validation of the condition by inspection, Rollex will repair or replace at its option, any defective product, assuming 100% of the cost (subject to the allocations applicable to second and institutional homeowners as set forth in the last section of this warranty).

In the event of damage caused by hail during the warranty period, it is the homeowner's responsibility to first pursue the costs related to replacement or repair of the damaged material through the homeowner's insurance coverage, or other applicable insurance coverage. Should the homeowner incur costs that exceed such insurance coverage (excluding any insurance deductible), Rollex will reimburse the homeowner for any hail-damaged material cost incurred in excess of the available insurance coverage. Rollex will not be responsible for the cost of labor required to install the new siding which replaces any hail-damaged material. In no case will Rollex's cost exceed the value of the replacement material required to replace the hail-damaged material.

All warranty claims shall be settled between the homeowner and Rollex. Rollex may direct and pay a contractor to perform any remedial work under this warranty. If any corrective work on or replacement of warranted products is performed by the homeowner or anyone engaged by homeowner prior to receiving written permission to do so from Rollex, such action will be at homeowner's expense and will void homeowner's coverage under this warranty.

Rollex's liability for a claim under this warranty shall in no event exceed the homeowner's original purchase price—including labor and taxes—for the product involved. It shall be the homeowner's obligation to provide reasonable documentation and/or other evidence of such original costs.

DURATION

- 1. Original Owner:** This warranty is in effect for the lifetime of the original homeowner so long as such original homeowner continues to own the home where the Rollex Aurora products have been installed.
- 2. Second Owner:** This warranty can be transferred by the original owner to whom it is issued to the next owner of the property provided this warranty is still in effect at the time of such transfer. Upon completion of the transfer, (a)

the warranty period shall be limited to 50 years from the date of installation of the Rollex Aurora products and (b) Rollex and the second homeowner shall share the cost of repair or replacement of any defective Rollex Aurora products, including labor and materials, in accordance with the below section entitled "Allocation of Warranty Costs When Applicable."

- 3. Institutional Owner:** For an owner such as a corporation, partnership, group, governmental agency, association, or other organization capable of enduring for generations, (a) this warranty is limited to a period of 50 years from the original date of installation of the Rollex Aurora products and (b) Rollex and the institutional homeowner shall share the cost of repair or replacement of any defective Rollex Aurora products, including labor and materials, in accordance with the below section entitled "Allocation of Warranty Costs When Applicable."

WARRANTY REGISTRATION

The registration card should be completed by the Rollex building products dealer, signed by the original homeowner and mailed to Rollex within 30 days after installation has been completed. Failure to register within the 30-day period set forth above will not void the warranty, but registration will confirm the date of purchase and will assist Rollex in processing any warranty claim that might arise in the future. This confirmation is a benefit to the homeowner in case original proof of purchase cannot be found. If registration has not been completed by the original homeowner or if Rollex has not received timely written notification of the transfer of this warranty to a second homeowner, the burden will be on the homeowner asserting the claim to provide adequate documentation to clearly establish its right to make a claim under this warranty.

EXCLUSIONS AND LIMITATIONS

This warranty does not cover damage resulting from any of the following: faulty installation (including but not limited to waving and/or buckling caused by improper installation); "oil canning" (perceived waviness in the flat areas of metal siding panels), fire, lightning, hurricane, tornado, cyclone, wind storm, storm, earthquake or other acts of God; accidental damage or vandalism; impact of foreign objects; structural settlement, cracking, shrinkage or distortion; lap abrasion; harmful chemicals, pesticides, fumes or vapors; direct contact with and water run-off from dissimilar metals or other materials (e.g., metals such as copper, zinc and steel, or other materials such as concrete, blacktop, stucco, asbestos siding, pressure treated or pre-treated lumber, roofing materials or roofing systems containing metallic granules or strips, or other corrosive non-metallic materials); damage resulting from painting, varnishing, coating or otherwise altering the surface of the products except in strict accordance with Rollex's instructions or guidelines; distortion or warping caused by excessive heat sources such as window reflection, skylights, outdoor grills and other items which can cause products to distort or change color due to excessive heat buildup; surface deterioration due to air pollution and

AURORA STEEL BUILDING PRODUCTS WARRANTY

Lifetime Warranty; A Limited and Transferable Warranty

airborne stains; misuse or abuse; normal weathering; acid rain; salt spray directly applied or in the atmosphere; mildew accumulation; homeowner's failure to provide normal cleaning and maintenance of the product; and/or other causes beyond the control of Rollex. Rollex Aurora products are not intended for and this warranty will not apply to products that are used or installed (a) on any structure built within one mile of any body of salt water or (b) on any motor, modular, mobile or transportable structure.

This is the homeowner's exclusive warranty and is in lieu of all other warranties, express or implied, except as may be required by applicable law. Without limiting the generality of the foregoing, Rollex shall not be liable for any breach of any other written or oral warranties given to the homeowner by any third party(ies) such as those (if any) given to the homeowner by dealers, contractors, applicators or distributors of the products.

ROLLEX IS NOT LIABLE FOR INCIDENTAL, SPECIAL OR CONSEQUENTIAL DAMAGES FOR THE PRODUCTS COVERED BY THIS WARRANTY. REPAIR OR REPLACEMENT IS THE EXCLUSIVE REMEDY AVAILABLE UNDER THIS WARRANTY.

Rollex reserves the right to discontinue or make changes in any of its products. If the products covered by this warranty are not available, Rollex has the right to substitute a product of equal or greater quality or value as determined by Rollex in its reasonable judgment.

Rollex does not hereby undertake to repair or replace non-defective Rollex Aurora products. Rather, Rollex may elect to repair or replace only the particular portion(s) of such Rollex Aurora products that is/are defective and/or excessively faded (as per the terms of this warranty) and Rollex cannot and does not guarantee an exact color match with regard to the replacement product(s) as compared to the adjacent non-replaced products. Color variance may occur between replacement products in comparison with the original products due to normal weathering and aging of the original products, and this is not indicative of a defect in either the replacement products or the original products.

This warranty gives you specific legal rights; you may also have other rights which may vary from state to state. Pertinent state law shall also control for what period of time following the sale a homeowner/consumer may seek a remedy under the implied warranty of merchantability or fitness for a particular purpose. Some states do not allow the exclusion or limitation of incidental or consequential damages so the above limitation or exclusion may not apply to you.

CLAIMS PROCEDURE

A claim under this warranty must be presented in writing within 30 days following the discovery of any warranted defects to Rollex Corporation, 800 Chase Ave, Elk Grove Village, Illinois 60007 Attention: Warranty Service Department. The claim should be accompanied by a copy of this warranty certificate, and a description of the defect.

Ultimate determination of the existence and extent of any claimed manufacturing defect hereunder shall be made

by Rollex in its sole discretion. As noted above, corrective work on warranted products may not be started prior to receiving permission to do so from Rollex, and Rollex reserves the right to perform such corrective work itself or through others retained by it. The homeowner shall cooperate with Rollex and its contractors in connection with the scheduling and performance of any corrective or replacement work hereunder.

In the case of second and institutional owners, after five years of the warranty period have elapsed, a claim under this warranty must be accompanied by a \$50 payment to Rollex. Checks should be made payable to Rollex Corporation and mailed to the above address.

WARRANTY TRANSFER

This warranty may be transferred from the original homeowner to whom it was issued to the next homeowner of the property provided Rollex receives written notice within 30 days of the date of the transfer. Notice must include the original homeowner's name as shown on the warranty certificate, the name of the new homeowner, the warranty certificate registration number and the date the Rollex Aurora products were installed on the property. Any further attempted transfer of this warranty by a second or subsequent homeowner is prohibited and will be null, void and of no force or effect.

Upon transfer of the property to a second homeowner, to the extent this warranty is still in effect, the warranty period shall be limited to 50 years from the date of original installation. Rollex and the new homeowner shall share in the cost of repair or replacement of any defective product, including labor and materials as described below.

ALLOCATION OF WARRANTY COST WHEN APPLICABLE

For second and institutional owners the cost, including labor and materials, to repair or replace defective products shall be allocated between the homeowner and Rollex according to the following schedule: Rollex will assume 100% of such costs for validated claims made during the first five years of the warranty period. During the sixth year, Rollex's share of such cost will be 90%, and the homeowner's share will be 10%. Each year thereafter, through the thirteenth year, Rollex's share of such costs will cumulatively decrease from 90% by 10% per year. Starting with the fourteenth year of the warranty period, and for the balance of the warranty period, Rollex's share will be 10% and the homeowner's share will be 90% of such costs.

Effective Only for Rollex Aurora products Purchased on or after July 1, 2013

1 Determination of color changes and chalking will be made by comparing an unexposed panel to an exposed panel after removal of foreign surface deposits, dirt and chalk. Color changes are determined in Delta E Units. Numerical chalk erosion ratings are determined by standard methods of evaluating degree of chalking.

NAVIGATOR STEEL BUILDING PRODUCTS WARRANTY

Lifetime Warranty; A Limited and Transferable Warranty

COVERAGE

Rollex Corporation ("Rollex"), subject to the limitations and conditions set forth below, warrants to the original homeowner that Rollex's Navigator steel building products are free from manufacturing defects and when used as intended under conditions of ordinary wear and weathering will not peel, chip, crack, split, flake or blister or have manufacturing defects which cause deterioration of the steel substrate due to rust. Rollex warrants that, for a period of thirty-five years from the original date of installation, Rollex's Navigator steel building products will not (a) fade or change color in excess of 5 color difference units when measured in accordance with A.S.T.M. D2244-68 or (b) chalk in excess of a numerical rating of 8 when measured in accordance with A.S.T.M. D4214-07. This warranty does not cover non-uniform color changes resulting from unequal exposure to sunlight.

If a covered product fails to perform in accordance with the above standards, after written notification and validation of the condition by inspection, Rollex will repair or replace at its option, any defective product, assuming 100% of the cost (subject to the allocations applicable to second and institutional homeowners as set forth in the last section of this warranty).

In the event of damage caused by hail during the warranty period, it is the homeowner's responsibility to first pursue the costs related to replacement or repair of the damaged material through the homeowner's insurance coverage, or other applicable insurance coverage. Should the homeowner incur costs that exceed such insurance coverage (excluding any insurance deductible), Rollex will reimburse the homeowner for any hail-damaged material cost incurred in excess of the available insurance coverage. Rollex will not be responsible for the cost of labor required to install the new siding which replaces any hail-damaged material. In no case will Rollex's cost exceed the value of the replacement material required to replace the hail-damaged material.

All warranty claims shall be settled between the homeowner and Rollex. Rollex may direct and pay a contractor to perform any remedial work under this warranty. If any corrective work on or replacement of warranted products is performed by the homeowner or anyone engaged by homeowner prior to receiving written permission to do so from Rollex, such action will be at homeowner's expense and will void homeowner's coverage under this warranty.

Rollex's liability for a claim under this warranty shall in no event exceed the homeowner's original purchase price—including labor and taxes—for the product involved. It shall be the homeowner's obligation to provide reasonable documentation and/or other evidence of such original costs.

DURATION

- 1. Original Owner:** This warranty is in effect for the lifetime of the original homeowner so long as such original homeowner continues to own the home where the Rollex Navigator products have been installed.
- 2. Second Owner:** This warranty can be transferred by the original owner to whom it is issued to the next owner of the property provided this warranty is still in effect at the time of such transfer. Upon completion of the transfer, (a) the warranty

period shall be limited to 50 years from the date of installation of the Rollex Navigator products and (b) Rollex and the second homeowner shall share the cost of repair or replacement of any defective Rollex Navigator products, including labor and materials, in accordance with the below section entitled "Allocation of Warranty Costs When Applicable."

- 3. Institutional Owner:** For an owner such as a corporation, partnership, group, governmental agency, association, or other organization capable of enduring for generations, (a) this warranty is limited to a period of 50 years from the original date of installation of the Rollex Navigator products and (b) Rollex and the institutional homeowner shall share the cost of repair or replacement of any defective Rollex Navigator products, including labor and materials, in accordance with the below section entitled "Allocation of Warranty Costs When Applicable."

WARRANTY REGISTRATION

The registration card should be completed by the Rollex building products dealer, signed by the original homeowner and mailed to Rollex within 30 days after installation has been completed. Failure to register within the 30-day period set forth above will not void the warranty, but registration will confirm the date of purchase and will assist Rollex in processing any warranty claim that might arise in the future. This confirmation is a benefit to the homeowner in case original proof of purchase cannot be found. If registration has not been completed by the original homeowner or if Rollex has not received timely written notification of the transfer of this warranty to a second homeowner, the burden will be on the homeowner asserting the claim to provide adequate documentation to clearly establish its right to make a claim under this warranty.

EXCLUSIONS AND LIMITATIONS

This warranty does not cover damage resulting from any of the following: faulty installation (including but not limited to waving and/or buckling caused by improper installation); "oil canning" (perceived waviness in the flat areas of metal siding panels), fire, lightning, hurricane, tornado, cyclone, wind storm, storm, earthquake or other acts of God; accidental damage or vandalism; impact of foreign objects; structural settlement, cracking, shrinkage or distortion; lap abrasion; harmful chemicals, pesticides, fumes or vapors; direct contact with and water runoff from dissimilar metals or other materials (e.g., metals such as copper, zinc and steel, or other materials such as concrete, blacktop, stucco, asbestos siding, pressure treated or pre-treated lumber, roofing materials or roofing systems containing metallic granules or strips, or other corrosive non-metallic materials); damage resulting from painting, varnishing, coating or otherwise altering the surface of the products except in strict accordance with Rollex's instructions or guidelines; distortion or warping caused by excessive heat sources such as window reflection, skylights, outdoor grills and other items which can cause products to distort or change color due to excessive heat buildup; surface deterioration due to air pollution and airborne stains; misuse or abuse; normal weathering; acid rain; salt spray directly applied or in the atmosphere; mildew accumulation; homeowner's failure to provide normal cleaning and maintenance of the product; and/

NAVIGATOR STEEL BUILDING PRODUCTS WARRANTY

Lifetime Warranty; A Limited and Transferable Warranty

or other causes beyond the control of Rollex. Rollex Navigator products are not intended for and this warranty will not apply to products that are used or installed (a) on any structure built within one mile of any body of salt water or (b) on any motor, modular, mobile or transportable structure.

This is the homeowner's exclusive warranty and is in lieu of all other warranties, express or implied, except as may be required by applicable law. Without limiting the generality of the foregoing, Rollex shall not be liable for any breach of any other written or oral warranties given to the homeowner by any third party(ies) such as those (if any) given to the homeowner by dealers, contractors, applicators or distributors of the products.

ROLLEX IS NOT LIABLE FOR INCIDENTAL, SPECIAL OR CONSEQUENTIAL DAMAGES FOR THE PRODUCTS COVERED BY THIS WARRANTY. REPAIR OR REPLACEMENT IS THE EXCLUSIVE REMEDY AVAILABLE UNDER THIS WARRANTY.

Rollex reserves the right to discontinue or make changes in any of its products. If the products covered by this warranty are not available, Rollex has the right to substitute a product of equal or greater quality or value as determined by Rollex in its reasonable judgment.

Rollex does not hereby undertake to repair or replace non-defective Rollex Navigator products. Rather, Rollex may elect to repair or replace only the particular portion(s) of such Rollex Navigator products that is/are defective and/or excessively faded (as per the terms of this warranty) and Rollex cannot and does not guarantee an exact color match with regard to the replacement product(s) as compared to the adjacent non-replaced products. Color variance may occur between replacement products in comparison with the original products due to normal weathering and aging of the original products, and this is not indicative of a defect in either the replacement products or the original products.

This warranty gives you specific legal rights; you may also have other rights which may vary from state to state. Pertinent state law shall also control for what period of time following the sale a homeowner/consumer may seek a remedy under the implied warranty of merchantability or fitness for a particular purpose. Some states do not allow the exclusion or limitation of incidental or consequential damages so the above limitation or exclusion may not apply to you.

CLAIMS PROCEDURE

A claim under this warranty must be presented in writing within 30 days following the discovery of any warranted defects to Rollex Corporation, 800 Chase Ave, Elk Grove Village, Illinois 60007 Attention: Warranty Service Department. The claim should be accompanied by a copy of this warranty certificate, and a description of the defect.

Ultimate determination of the existence and extent of any claimed manufacturing defect hereunder shall be made by Rollex in its sole discretion. As noted above, corrective work on warranted products may not be started prior to receiving permission to do so from Rollex, and Rollex reserves the right to perform such corrective work itself or through others retained by it. The homeowner shall cooperate with Rollex and its contractors in connection with the

scheduling and performance of any corrective or replacement work hereunder.

In the case of second and institutional owners, after five years of the warranty period have elapsed, a claim under this warranty must be accompanied by a \$50 payment to Rollex. Checks should be made payable to Rollex Corporation and mailed to the above address.

WARRANTY TRANSFER

This warranty may be transferred from the original homeowner to whom it was issued to the next homeowner of the property provided Rollex receives written notice within 30 days of the date of the transfer. Notice must include the original homeowner's name as shown on the warranty certificate, the name of the new homeowner, the warranty certificate registration number and the date the Rollex Navigator products were installed on the property. Any further attempted transfer of this warranty by a second or subsequent homeowner is prohibited and will be null, void and of no force or effect.


Upon transfer of the property to a second homeowner, to the extent this warranty is still in effect, the warranty period shall be limited to 50 years from the date of original installation. Rollex and the new homeowner shall share in the cost of repair or replacement of any defective product, including labor and materials as described below.

ALLOCATION OF WARRANTY COST WHEN APPLICABLE

For second and institutional owners the cost, including labor and materials, to repair or replace defective products shall be allocated between the homeowner and Rollex according to the following schedule: Rollex will assume 100% of such costs for validated claims made during the first five years of the warranty period. During the sixth year, Rollex's share of such cost will be 90%, and the homeowner's share will be 10%. Each year thereafter, through the thirteenth year, Rollex's share of such costs will cumulatively decrease from 90% by 10% per year. Starting with the fourteenth year of the warranty period, and for the balance of the warranty period, Rollex's share will be 10% and the homeowner's share will be 90% of such costs.

Effective Only for Rollex Navigator products Purchased on or after January 1, 2018

1 Determination of color changes and chalking will be made by comparing an unexposed panel to an exposed panel after removal of foreign surface deposits, dirt and chalk. Color changes are determined in Delta E Units. Numerical chalk erosion ratings are determined by standard methods of evaluating degree of chalking.



Depend on Rollex for superior craftsmanship, quality construction, and exceptional beauty. All of this guaranteed with a lifetime, limited “no-nonsense” warranty.

A home is most likely a family’s single greatest investment, and for more than 65 years Rollex has been manufacturing innovative building products to help homeowners protect their most valuable asset.

Rollex is the preferred choice of knowledgeable contractors and has become a trusted name to millions of homeowners nationwide.



SCAN ME

www.rollex.com • 800.251.3300 • Rollex Corporation, 800 Chase Avenue, Elk Grove Village, IL 60007



ENLVER024